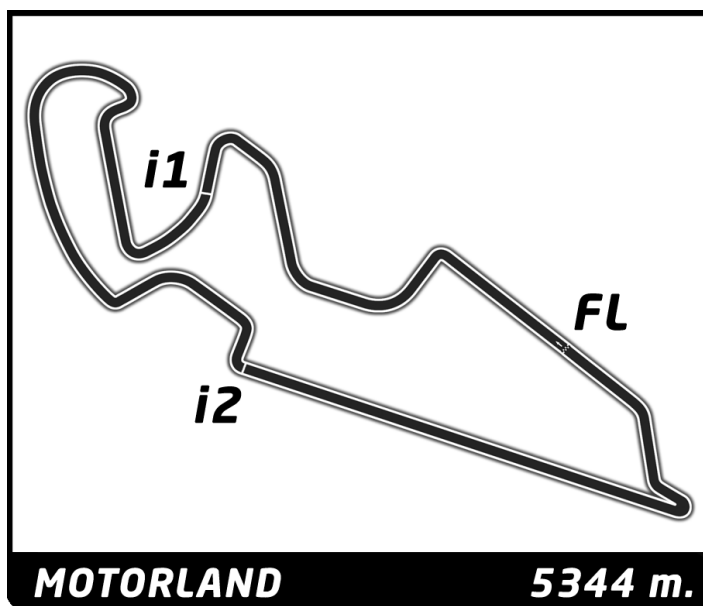
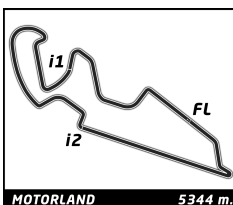


# MOTORLAND ARAGON

Campeonato Regional de Aragón  
Results Booklet





# Campeonato Regional de Aragón

## MOTORLAND ARAGON

### Entrenamientos Libres

## Classification

No	Driver	Nat	Team	Car	Cl.	Time	Lap Total	Gap	Kph
1	1 Ánder GAMÓN		R. A. C. CIRCUITO GUADALOPE	CUPRA VZ TCR	TCR	<b>2:11.802</b>	4 9	-	<b>146.0</b>
2	88 Luis LÓPEZ		R. A. C. CIRCUITO GUADALOPE	PORSCHE 968 CS	5	<b>2:14.961</b>	16 17	+3.159	<b>142.5</b>
3	16 Óscar APARICIO		HISPANO ALEMÁN RACING TEAM	BMW M2 CS	5	<b>2:15.013</b>	12 20	+3.211	<b>142.5</b>
4	7 Gustavo GOMAR		MOTOR CLUB SABADELL	PEUGEOT 308 RACING CUP	4	<b>2:15.016</b>	17 22	+3.214	<b>142.5</b>
5	5 Ethan MUNIESA		ETHAN MUNIESA EJARQUE	VOLKSWAGEN SCIROCCO VORTEX GC10	5	<b>2:15.217</b>	10 10	+3.415	<b>142.3</b>
6	34 Luis Alfredo MAURICE		LUIS ALFREDO MAURICE LAREDO	RENAULT CLIO CUP IV	3	<b>2:19.978</b>	19 19	+8.176	<b>137.4</b>
7	40 José PALOMAR		MOTOR CLUB SABADELL	RENAULT CLIO CUP IV	3	<b>2:20.525</b>	10 20	+8.723	<b>136.9</b>
8	14 Daniel OLIVER		R. A. C. CIRCUITO GUADALOPE	RENAULT CLIO CUP IV 1.6	3	<b>2:23.353</b>	11 16	+11.551	<b>134.2</b>
9	15 Adrián QUEVEDO		BALBOR MOTORSPORT	NISSAN 350 Z	4	<b>2:23.530</b>	11 17	+11.728	<b>134.0</b>
10	13 José Luis CARRILLO		AUTOTERRENO SPORT	HYUNDAI COUPÉ V6	2	<b>2:26.063</b>	10 11	+14.261	<b>131.7</b>
11	28 Manuel BOTELLA		C. D. ESCUDERÍA ESALTO ALTO GUADIATO	RENAULT CLIO CUP IV	3	<b>2:26.215</b>	8 14	+14.413	<b>131.6</b>
12	10 Carlos SANZ		AUTOMÓVIL CLUB ZARAGOZA	HYUNDAI COUPÉ V6 2.7	2	<b>2:26.969</b>	9 15	+15.167	<b>130.9</b>
13	59 Eduardo ESCOLANO		AUTOMÓVIL CLUB ZARAGOZA	SEAT LEÓN 20V T	3	<b>2:33.551</b>	14 14	+21.749	<b>125.3</b>
14	3 Carlos M. ACOSTA A.		AUTOMÓVIL CLUB VEC	RENAULT CLIO CUP III 2.0	2	<b>2:33.995</b>	6 7	+22.193	<b>124.9</b>
15	11 Rufino GARGALLO		RALLYE CLUB COSTA AZAHAR	RENALT CLIO RS 2.0	2	<b>2:34.848</b>	9 11	+23.046	<b>124.2</b>
16	6 Zoe BALDO		AUTOMÓVIL CLUB ALICANTE	RENAULT CLIO 16S 1.8	2	<b>2:38.311</b>	9 10	+26.509	<b>121.5</b>
17	17 Carlos A. ACOSTA R.		AUTOMÓVIL CLUB VEC	PEUGEOT206	2	<b>2:41.140</b>	4 8	+29.338	<b>119.4</b>
18	25 Carlos CORTES		DRIVER'S ACADEMY COMPETICION S.L.	HYUNDAI GETZ COPA DIESEL 1.5	1	<b>2:41.556</b>	9 10	+29.754	<b>119.1</b>
19	12 Juan Luis ALTABA		R. A. C. CIRCUITO GUADALOPE	VOLKSWAGEN LUPO GTI 16V 1.6	1	<b>2:43.907</b>	14 15	+32.105	<b>117.4</b>
20	4 Abel HERNÁNDEZ		RALLYE CLUB COSTA AZAHAR	HYUNDAI ACCENT 1.6	1	<b>2:43.967</b>	14 15	+32.165	<b>117.3</b>
21	18 Jesús LAHOZ		R. A. C. CIRCUITO GUADALOPE	ALFA ROMEO GTV 1.750 1ª S. 2.0	2	<b>2:50.862</b>	6 7	+39.060	<b>112.6</b>
22	9 Esteban PALACIOS		AUTOMÓVIL CLUB MEDITERRANEO DE ALICANTE	HYUNDAI GETZ COPA DIESEL 1.5	1	<b>2:52.484</b>	10 10	+40.682	<b>111.5</b>
23	20 Carlos DURÁN		CLUB AUTOMOVILÍSTICO ÁREA 53	HYUNDAI ACCENT 1.6	1	<b>2:57.196</b>	16 17	+45.394	<b>108.6</b>

**Fastest Lap:** Lap 4 Ánder GAMÓN 2:11.802 146.0 Kph

CAR #9 - CHECK TRANSPONDER POSITION

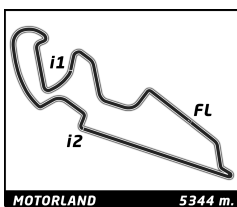
Published at: .....

Track Status: **DRY**

Race Director:

Timekeeper:

Alberto ESTÉBANEZ



## Campeonato Regional de Aragón

### MOTORLAND ARAGON

#### Entrenamientos Libres

#### Classification by Class

No	Driver	Nat	Team	Car	Time	Lap Total	Gap	Kph
<b>1</b>								
1	25 Carlos CORTES		DRIVER'S ACADEMY COMPETICION S.L.	HYUNDAI GETZ COPA DIESEL 1.5	2:41.556	9 10		119.1
2	12 Juan Luis ALTABA		R. A. C. CIRCUITO GUADALOPE	VOLKSWAGEN LUPO GTI 16V 1.6	2:43.907	14 15	+2.351 +2.351	117.4
3	4 Abel HERNÁNDEZ		RALLYE CLUB COSTA AZAHAR	HYUNDAI ACCENT 1.6	2:43.967	14 15	+2.411 +0.060	117.3
4	9 Esteban PALACIOS		AUTOMÓVIL CLUB MEDITERRANEO DE ALICANTE	HYUNDAI GETZ COPA DIESEL 1.5	2:52.484	10 10	+10.928 +8.517	111.5
5	20 Carlos DURÁN		CLUB AUTOMOVILÍSTICO ÁREA 53	HYUNDAI ACCENT 1.6	2:57.196	16 17	+15.640 +4.712	108.6
<b>2</b>								
1	13 José Luis CARRILLO		AUTOTERRENO SPORT	HYUNDAI COUPÉ V6	2:26.063	10 11		131.7
2	10 Carlos SANZ		AUTOMÓVIL CLUB ZARAGOZA	HYUNDAI COUPÉ V6 2.7	2:26.969	9 15	+0.906 +0.906	130.9
3	3 Carlos M. ACOSTA A.		AUTOMÓVIL CLUB VEC	RENAULT CLIO CUP III 2.0	2:33.995	6 7	+7.932 +7.026	124.9
4	11 Rufino GARGALLO		RALLYE CLUB COSTA AZAHAR	RENALT CLIO RS 2.0	2:34.848	9 11	+8.785 +0.853	124.2
5	6 Zoe BALDO		AUTOMÓVIL CLUB ALICANTE	RENAULT CLIO 16S 1.8	2:38.311	9 10	+12.248 +3.463	121.5
6	17 Carlos A. ACOSTA R.		AUTOMÓVIL CLUB VEC	PEUGEOT206	2:41.140	4 8	+15.077 +2.829	119.4
7	18 Jesús LAHOZ		R. A. C. CIRCUITO GUADALOPE	ALFA ROMEO GTV 1.750 1* S. 2.0	2:50.862	6 7	+24.799 +9.722	112.6
<b>3</b>								
1	34 Luis Alfredo MAURICE		LUIS ALFREDO MAURICE LAREDO	RENAULT CLIO CUP IV	2:19.978	19 19		137.4
2	40 José PALOMAR		MOTOR CLUB SABADELL	RENAULT CLIO CUP IV	2:20.525	10 20	+0.547 +0.547	136.9
3	14 Daniel OLIVER		R. A. C. CIRCUITO GUADALOPE	RENAULT CLIO CUP IV 1.6	2:23.353	11 16	+3.375 +2.828	134.2
4	28 Manuel BOTELLA		C. D. ESCUDERÍA ESALTO ALTO GUADIATO	RENAULT CLIO CUP IV	2:26.215	8 14	+6.237 +2.862	131.6
5	59 Eduardo ESCOLANO		AUTOMÓVIL CLUB ZARAGOZA	SEAT LEÓN 20V T	2:33.551	14 14	+13.573 +7.336	125.3
<b>4</b>								
1	7 Gustavo GOMAR		MOTOR CLUB SABADELL	PEUGEOT 308 RACING CUP	2:15.016	17 22		142.5
2	15 Adrián QUEVEDO		BALBOR MOTORSPORT	NISSAN 350 Z	2:23.530	11 17	+8.514 +8.514	134.0
<b>5</b>								
1	88 Luis LÓPEZ		R. A. C. CIRCUITO GUADALOPE	PORSCHE 968 CS	2:14.961	16 17		142.5
2	16 Óscar APARICIO		HISPANO ALEMÁN RACING TEAM	BMW M2 CS	2:15.013	12 20	+0.052 +0.052	142.5
3	5 Ethan MUNIESA		ETHAN MUNIESA EJARQUE	VOLKSWAGEN SCIROCCO VORTEX GC10	2:15.217	10 10	+0.256 +0.204	142.3
<b>TCR</b>								
1	1 Ánder GAMÓN		R. A. C. CIRCUITO GUADALOPE	CUPRA VZ TCR	2:11.802	4 9		146.0

CAR #9 - CHECK TRANSPONDER POSITION


Published at: .....

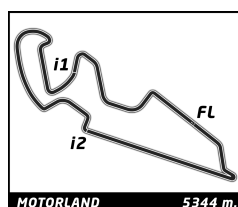
Track Status: **DRY**

Race Director:

Timekeeper:

Alberto ESTÉBANEZ

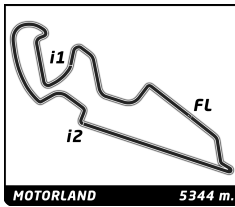




## Campeonato Regional de Aragón MOTORLAND ARAGON Entrenamientos Libres

### Best Top Speed

No Driver	Team	Class	Top 1		Top 2		Top 3		Top 4		Top 5		Avg
			Kph	Lap	Kph	Lap	Kph	Lap	Kph	Lap	Kph	Lap	
16 Óscar APARICIO	HISPANO ALEMÁN RACING TEAM	5	257.8	15	255.3	9	255.3	10	255.3	14	255.3	18	255,8
88 Luis LÓPEZ	R. A. C. CIRCUITO GUADALOPE	5	251.2	16	246.6	12	245.5	10	245.5	9	243.2	11	246,4
1 Ánder GAMÓN	R. A. C. CIRCUITO GUADALOPE	TCR	244.3	4	243.2	8	242.2	9	241.6	7	239.5	3	242,2
7 Gustavo GOMAR	MOTOR CLUB SABADELL	4	228.8	16	228.8	7	227.8	22	227.4	21	227.4	11	228,0
5 Ethan MUNIESA	ETHAN MUNIESA EJARQUE	5	220.0	8	217.3	2	216.4	1	215.6	4	215.1	3	216,9
34 Luis Alfredo MAURICE	LUIS ALFREDO MAURICE LAREDO	3	215.6	7	214.7	19	214.3	17	214.3	10	213.9	14	214,6
14 Daniel OLIVER	R. A. C. CIRCUITO GUADALOPE	3	214.3	12	212.6	11	211.4	16	210.9	9	210.5	10	211,9
40 José PALOMAR	MOTOR CLUB SABADELL	3	211.8	19	211.4	4	210.5	13	210.1	5	209.7	20	210,7
15 Adrián QUEVEDO	BALBOR MOTORSPORT	4	211.4	8	210.1	5	208.9	11	208.5	12	208.5	6	209,5
28 Manuel BOTELLA	C. D. ESCUDERÍA ESALTO ALTO GUADIATO	3	207.7	9	207.7	5	206.9	6	206.5	14	205.3	13	206,8
10 Carlos SANZ	AUTOMÓVIL CLUB ZARAGOZA	2	205.7	5	205.3	11	204.9	10	204.2	3	203.8	8	204,8
6 Zoe BALDO	AUTOMÓVIL CLUB ALICANTE	2	204.9	2	201.1	4	200.0	6	199.3	9	198.9	8	200,8
13 José Luis CARRILLO	AUTOTERRENO SPORT	2	204.9	6	204.5	8	204.2	11	204.2	4	204.2	3	204,4
3 Carlos M. ACOSTA A.	AUTOMÓVIL CLUB VEC	2	199.6	6	196.7	3	196.4	2	195.7	5	194.2	1	196,5
59 Eduardo ESCOLANO	AUTOMÓVIL CLUB ZARAGOZA	3	197.1	7	196.4	12	195.7	8	195.3	14	193.9	4	195,7
17 Carlos A. ACOSTA R.	AUTOMÓVIL CLUB VEC	2	196.7	3	195.7	2	194.6	1	192.5	5	192.5	6	194,4
11 Rufino GARGALLO	RALLYE CLUB COSTA AZAHAR	2	194.2	9	194.2	8	190.8	3	190.1	5	188.2	11	191,5
18 Jesús LAHOZ	R. A. C. CIRCUITO GUADALOPE	2	191.5	6	188.8	2	188.5	5	188.5	7	187.8	1	189,0
9 Esteban PALACIOS	AUTOMÓVIL CLUB MEDITERRANEO DE ALICANTE	1	185.2	7	180.3	10	173.6	9	171.4	5	171.4	4	176,4
25 Carlos CORTES	DRIVER'S ACADEMY COMPETICION S.L.	1	184.3	9	182.1	3	181.8	8	181.8	4	181.2	2	182,2
12 Juan Luis ALTABA	R. A. C. CIRCUITO GUADALOPE	1	181.8	15	181.5	12	181.2	14	180.3	10	180.3	6	181,0
4 Abel HERNÁNDEZ	RALLYE CLUB COSTA AZAHAR	1	179.4	8	179.1	9	178.8	14	178.2	3	177.9	6	178,7
20 Carlos DURÁN	CLUB AUTOMOVILÍSTICO ÁREA 53	1	168.0	6	166.7	16	165.9	15	165.9	12	165.9	7	166,5



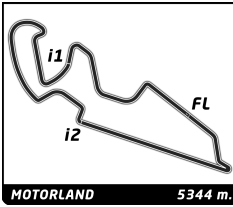
## Campeonato Regional de Aragón

### MOTORLAND ARAGON

#### Entrenamientos Libres

#### Best Sector Times

Sector 1			Sector 2			Sector 3			Ideal Lap	Best Lap
Pos	No Driver	Time	No Driver	Time	No Driver	Time	Pos	No Driver		
1	1 Á.GAMÓN	33.737	1 Á.GAMÓN	57.007	1 Á.GAMÓN	40.046	1	1 Á.GAMÓN	2:10.790	2:11.802 (1)
2	5 E.MUNIESA	34.862	5 E.MUNIESA	58.113	16 Ó.APARICIO	40.103	2	16 Ó.APARICIO	2:13.927	2:15.013 (3)
3	7 G.GOMAR	34.896	7 G.GOMAR	58.367	88 L.LÓPEZ	40.675	3	88 L.LÓPEZ	2:14.296	2:14.961 (2)
4	88 L.LÓPEZ	35.107	16 Ó.APARICIO	58.495	7 G.GOMAR	41.307	4	7 G.GOMAR	2:14.570	2:15.016 (4)
5	16 Ó.APARICIO	35.329	88 L.LÓPEZ	58.514	5 E.MUNIESA	42.091	5	5 E.MUNIESA	2:15.066	2:15.217 (5)
6	34 L.MAURICE	36.032	34 L.MAURICE	1:00.353	34 L.MAURICE	43.303	6	34 L.MAURICE	2:19.688	2:19.978 (6)
7	40 J.PALOMAR	36.269	40 J.PALOMAR	1:00.434	40 J.PALOMAR	43.363	7	40 J.PALOMAR	2:20.066	2:20.525 (7)
8	15 A.QUEVEDO	36.977	15 A.QUEVEDO	1:01.022	14 D.OLIVER	44.083	8	14 D.OLIVER	2:22.734	2:23.353 (8)
9	14 D.OLIVER	37.115	14 D.OLIVER	1:01.536	28 M.BOTELLA	44.891	9	15 A.QUEVEDO	2:22.948	2:23.530 (9)
10	28 M.BOTELLA	37.376	10 C.SANZ	1:02.636	15 A.QUEVEDO	44.949	10	28 M.BOTELLA	2:25.280	2:26.215 (11)
11	13 J.CARRILLO	37.970	13 J.CARRILLO	1:02.659	13 J.CARRILLO	45.322	11	13 J.CARRILLO	2:25.951	2:26.063 (10)
12	10 C.SANZ	38.082	28 M.BOTELLA	1:03.013	10 C.SANZ	45.750	12	10 C.SANZ	2:26.468	2:26.969 (12)
13	59 E.ESCOLANO	39.139	59 E.ESCOLANO	1:06.102	3 C.ACOSTA A.	46.741	13	59 E.ESCOLANO	2:32.805	2:33.551 (13)
14	3 C.ACOSTA A.	39.548	11 R.GARGALLO	1:06.317	6 Z.BALDO	47.331	14	3 C.ACOSTA A.	2:33.127	2:33.995 (14)
15	11 R.GARGALLO	40.231	3 C.ACOSTA A.	1:06.838	59 E.ESCOLANO	47.564	15	11 R.GARGALLO	2:34.307	2:34.848 (15)
16	6 Z.BALDO	41.616	6 Z.BALDO	1:09.189	11 R.GARGALLO	47.759	16	6 Z.BALDO	2:38.136	2:38.311 (16)
17	25 C.CORTES	41.850	17 C.ACOSTA R.	1:09.304	17 C.ACOSTA R.	48.649	17	17 C.ACOSTA R.	2:40.302	2:41.140 (17)
18	12 J.ALTABA	42.267	25 C.CORTES	1:09.306	12 J.ALTABA	50.182	18	25 C.CORTES	2:41.551	2:41.556 (18)
19	4 A.HERNÁNDEZ	42.343	4 A.HERNÁNDEZ	1:10.546	25 C.CORTES	50.395	19	12 J.ALTABA	2:43.264	2:43.907 (19)
20	17 C.ACOSTA R.	42.349	12 J.ALTABA	1:10.815	9 E.PALACIOS	50.892	20	4 A.HERNÁNDEZ	2:43.956	2:43.967 (20)
21	18 J.LAHOZ	44.071	18 J.LAHOZ	1:11.229	4 A.HERNÁNDEZ	51.067	21	18 J.LAHOZ	2:46.484	2:50.862 (21)
22	9 E.PALACIOS	44.812	20 S.PRIETO	1:15.478	18 J.LAHOZ	51.184	22	9 E.PALACIOS	2:51.613	2:52.484 (22)
23	20 S.PRIETO	46.236	9 E.PALACIOS	1:15.909	20 S.PRIETO	55.025	23	20 C.DURÁN	2:56.739	2:57.196 (23)



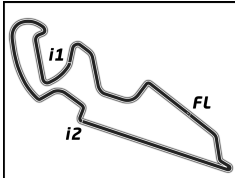
## Campeonato Regional de Aragón

### MOTORLAND ARAGON

#### Entrenamientos Libres

#### Fastest Lap Sequence

Elapsed	No Driver	Team	Car	Class	Time	Kph	Lap
5:45.306	<b>40 José PALOMAR</b>	MOTOR CLUB SABADELL	RENAULT CLIO CUP IV	3	<b>2:31.885</b>	126.7	2
6:28.015	<b>7 Gustavo GOMAR</b>	MOTOR CLUB SABADELL	PEUGEOT 308 RACING CUP	4	<b>2:31.399</b>	127.1	2
6:53.873	<b>1 Ánder GAMÓN</b>	R. A. C. CIRCUITO GUADALOPE	CUPRA VZ TCR	TCR	<b>2:27.381</b>	130.5	2
8:09.073	<b>40 José PALOMAR</b>	MOTOR CLUB SABADELL	RENAULT CLIO CUP IV	3	<b>2:23.767</b>	133.8	3
9:12.143	<b>1 Ánder GAMÓN</b>	R. A. C. CIRCUITO GUADALOPE	CUPRA VZ TCR	TCR	<b>2:18.270</b>	139.1	3
11:23.945	<b>1 Ánder GAMÓN</b>	R. A. C. CIRCUITO GUADALOPE	CUPRA VZ TCR	TCR	<b>2:11.802</b>	146.0	4







MOTORLAND 5344 m.

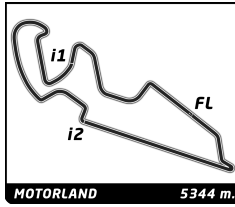
# Campeonato Regional de Aragón

## MOTORLAND ARAGON

### Entrenamientos Libres

#### Flag Analysis

Flag	Time
 GREEN FLAG	09:35:00.000
 YELLOW FLAG AT SECTOR 2	10:09:04.255
 GREEN FLAG AT SECTOR 2	10:09:13.239
 CHEQUERED FLAG	10:35:00.000



# Campeonato Regional de Aragón

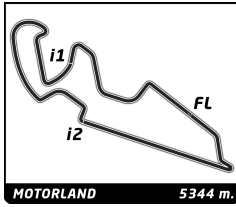
## MOTORLAND ARAGON

### Entrenamientos Libres

## Sector Analysis

— Invalidated Lap    ■ Personal Best    ■ Session Best    B Crossing the pit lane

Lap	Time	Sector 1	Sector 2	Sector 3	T.Sp	Elapsed	Lap	Time	Sector 1	Sector 2	Sector 3	T.Sp	Elapsed
<b>1</b> <b>Ánder GAMÓN</b> R. A. C. CIRCUITO GUADALOPE CUPRA VZ TCR							2	2:45.222	45.628	1:11.808	47.786	204.9	9:59.277
1	4:26.492	2:33.243	1:09.195	44.054	229.3	4:26.492	3	2:47.005	42.627	1:14.832	49.546	193.5	12:46.282
2	2:27.381	39.179	1:04.938	43.264	221.3	6:53.873	4	2:43.646	42.513	1:13.158	47.975	201.1	15:29.928
3	2:18.270	35.709	1:01.312	41.249	239.5	9:12.143	5	2:41.913	42.547	1:09.913	49.453	193.2	18:11.841
4	<b>2:11.802</b>	34.457	57.061	40.284	244.3	11:23.945	6	2:41.844	<b>41.616</b>	1:12.396	47.832	200.0	20:53.685
5	2:29.867 B	34.534	59.387	55.946	209.7	13:53.812	7	3:09.895 B	41.625	1:19.679	1:08.591	133.7	24:03.580
6	5:25.179	3:41.223	1:02.011	41.945	225.0	19:18.991	8	4:54.097	2:55.328	1:10.115	48.654	198.9	28:57.677
7	2:12.703	35.050	<b>57.007</b>	40.646	241.6	21:31.694	9	<b>2:38.311</b>	41.791	<b>1:09.189</b>	<b>47.331</b>	199.3	31:35.988
8	2:12.930	33.741	57.776	41.413	243.2	23:44.624	10	3:15.985 B	45.591	1:22.814	1:07.580	143.0	34:51.973
9	2:14.500	35.678	58.776	<b>40.046</b>	242.2	25:59.124							
<b>3</b> <b>Carlos M. ACOSTA A.</b> AUTOMÓVIL CLUB VEC RENAULT CLIO CUP III 2.0							<b>7</b> <b>Gustavo GOMAR</b> MOTOR CLUB SABADELL PEUGEOT 308 RACING CUP						
1	27:38.389	...	1:14.745	52.515	194.2	27:38.389	1	3:56.616	1:51.665	1:18.179	46.772	122.2	3:56.616
2	2:46.985	44.913	1:13.027	49.045	196.4	30:25.374	2	2:31.399	41.050	1:04.959	45.390	224.5	6:28.015
3	2:41.205	42.763	1:10.201	48.241	196.7	33:06.579	3	2:30.142	41.963	1:04.444	43.735	225.0	8:58.157
4	2:45.679	41.672	1:14.526	49.481	164.9	35:52.258	4	2:22.496	38.618	1:01.073	42.805	226.9	11:20.653
5	2:35.003	40.603	1:06.887	47.513	195.7	38:27.261	5	2:21.824	37.345	1:01.257	43.222	225.0	13:42.477
6	<b>2:33.995</b>	40.416	<b>1:06.838</b>	<b>46.741</b>	199.6	41:01.256	6	2:20.263	36.501	1:01.488	42.274	225.5	16:02.740
7	3:57.420 B	<b>39.548</b>	1:40.346	1:37.526	93.2	44:58.676	7	2:17.196	35.945	59.566	41.685	228.8	18:19.936
<b>4</b> <b>Abel HERNÁNDEZ</b> RALLYE CLUB COSTA AZAHAR HYUNDAI ACCENT 1.6							8	2:19.428	36.355	59.934	43.139	224.1	20:39.364
1	6:21.108	4:00.387	1:23.516	57.205	155.6	6:21.108	9	2:17.660	36.379	59.131	42.150	225.5	22:57.024
2	3:13.389	49.046	1:20.319	1:04.024	128.6	9:34.497	10	2:17.820	36.085	58.944	42.791	225.5	25:14.844
3	3:09.893 B	47.963	1:19.768	1:02.162	178.2	12:44.390	11	2:27.292 B	36.092	1:00.268	50.932	227.4	27:42.136
4	5:16.808	3:02.742	1:17.528	56.538	142.1	18:01.198	12	7:50.003	6:02.476	1:04.505	43.022	224.5	35:32.139
5	2:54.326	44.919	1:15.600	53.807	159.1	20:55.524	13	2:20.550	36.730	1:00.072	43.748	207.7	37:52.689
6	2:50.345	44.074	1:13.874	52.397	177.9	23:45.869	14	2:17.570	35.425	59.948	42.197	226.4	40:10.259
7	3:27.679 B	44.212	1:26.257	1:17.210	103.1	27:13.548	15	2:15.525	35.328	<b>58.367</b>	41.830	225.9	42:25.784
8	5:59.064	3:54.278	1:13.719	<b>51.067</b>	179.4	33:12.612	16	2:15.681	35.465	58.519	41.697	228.8	44:41.465
9	2:47.600	43.753	1:12.378	51.469	179.1	36:00.212	17	<b>2:15.016</b>	<b>34.896</b>	58.611	41.509	225.5	46:56.481
10	3:20.903	49.046	1:27.881	1:03.976	106.5	39:21.115	18	2:16.436	35.308	58.766	42.362	225.5	49:12.917
11	2:45.954	43.016	1:11.534	51.404	177.0	42:07.069	19	2:16.724	36.016	58.880	41.828	224.5	51:29.641
12	3:06.612 B	42.620	1:11.538	1:12.454	123.7	45:13.681	20	2:15.595	35.715	58.432	41.448	225.5	53:45.236
13	5:22.815	3:17.968	1:12.843	52.004	176.8	50:36.496	21	2:15.263	35.344	58.612	<b>41.307</b>	227.4	56:00.499
14	<b>2:43.967</b>	<b>42.343</b>	<b>1:10.546</b>	51.078	178.8	53:20.463	22	2:24.710 B	36.581	58.763	49.366	227.8	58:25.209
15	3:36.910 B	49.120	1:27.380	1:20.410	103.1	56:57.373							
<b>5</b> <b>Ethan MUNIESA</b> ETHAN MUNIESA EJARQUE VOLKSWAGEN SCIROCCO VORTEX GC10							<b>9</b> <b>Esteban PALACIOS</b> AUTOMÓVIL CLUB MEDITERRANEC HYUNDAI GETZ COPA DIESEL 1.5						
1	7:00.723	4:55.603	1:19.062	46.058	216.4	7:00.723	1	6:17.884	3:58.811	1:23.274	55.799	157.9	6:17.884
2	2:24.782	37.593	1:02.824	44.365	217.3	9:25.505	2	3:09.733	51.385	1:23.024	55.324	152.1	9:27.617
3	2:18.502	36.105	59.834	42.563	215.1	11:44.007	3	3:13.877 B	49.752	1:20.704	1:03.421	163.6	12:41.494
4	2:25.495 B	35.390	1:01.255	48.850	215.6	14:09.502	4	4:41.330	2:28.200	1:19.416	53.714	171.4	17:22.824
5	4:48.036	3:04.437	1:01.037	42.562	213.4	18:57.538	5	3:02.450	48.650	1:20.094	53.706	171.4	20:25.274
6	2:15.394	<b>34.862</b>	58.441	<b>42.091</b>	213.9	21:12.932	6	3:01.690	48.595	1:20.601	52.494	169.3	23:26.964
7	29:20.843 B	35.304	1:25.225	...	95.9	20:33.775	7	2:54.416	46.252	1:16.799	51.365	185.2	26:21.380
8	2:49.296	1:03.424	1:01.514	44.358	220.0	53:23.071	8	2:55.385	46.313	<b>1:15.909</b>	53.163	168.0	29:16.765
9	2:17.342	35.382	59.722	42.238	211.4	55:40.413	9	3:30.278	<b>44.812</b>	1:54.159	51.307	173.6	32:47.043
10	<b>2:15.217</b>	34.996	<b>58.113</b>	42.108	213.4	57:55.630	10	<b>2:52.484</b>	45.490	1:16.102	<b>50.892</b>	180.3	35:39.527
<b>6</b> <b>Zoe BALDO</b> AUTOMÓVIL CLUB ALICANTE RENAULT CLIO 16S 1.8							<b>10</b> <b>Carlos SANZ</b> AUTOMÓVIL CLUB ZARAGOZA HYUNDAI COUPÉ V6 2.7						
1	7:14.055	4:54.125	1:23.084	56.846	138.3	7:14.055	1	13:14.297	...	1:37.008	1:07.627	148.8	13:14.297
2	2:24.782	37.593	1:02.824	44.365	217.3	9:25.505	2	3:23.172 B	54.973	1:33.653	54.546	117.8	16:37.469
3	2:18.502	36.105	59.834	42.563	215.1	11:44.007	3	4:27.108	2:26.862	1:05.309	54.937	204.2	21:04.577
4	2:25.495 B	35.390	1:01.255	48.850	215.6	14:09.502	4	2:37.707	41.375	1:08.168	48.164	201.5	23:42.284
5	4:48.036	3:04.437	1:01.037	42.562	213.4	18:57.538	5	2:30.475	40.465	1:03.609	46.401	205.7	26:12.759
6	2:15.394	<b>34.862</b>	58.441	<b>42.091</b>	213.9	21:12.932	6	2:27.210	38.398	1:02.784	46.028	202.6	28:39.969
7	29:20.843 B	35.304	1:25.225	...	95.9	20:33.775	7	2:51.139 B	40.624	1:09.926	1:00.589	154.3	31:31.108
8	2:49.296	1:03.424	1:01.514	44.358	220.0	53:23.071							
9	2:17.342	35.382	59.722	42.238	211.4	55:40.413							
10	<b>2:15.217</b>	34.996	<b>58.113</b>	42.108	213.4	57:55.630							



# Campeonato Regional de Aragón

## MOTORLAND ARAGON

### Entrenamientos Libres

### Sector Analysis

— Invalidated Lap    ■ Personal Best    ■ Session Best    B Crossing the pit lane

Lap	Time	Sector 1	Sector 2	Sector 3	T.Spd	Elapsed	Lap	Time	Sector 1	Sector 2	Sector 3	T.Spd	Elapsed
8	4:15.863	2:24.463	1:04.521	46.879	203.8	35:46.971	1	3:36.880	55.073	1:36.553	1:05.254	102.9	3:36.880
9	<b>2:26.969</b>	<b>38.082</b>	1:02.667	46.220	203.4	38:13.940	2	3:00.877	50.077	1:18.427	52.373	161.4	6:37.757
10	2:27.253	38.440	<b>1:02.636</b>	46.177	204.9	40:41.193	3	3:08.283	44.753	1:19.981	1:03.549	109.5	9:46.040
11	2:29.580	38.543	1:02.863	48.174	205.3	43:10.773	4	3:15.688	55.080	1:28.060	52.548	144.6	13:01.728
12	2:28.713	39.139	1:03.074	46.500	203.4	45:39.486	5	2:29.813	40.088	1:04.962	44.763	209.3	15:31.541
13	2:27.817	38.550	1:03.215	46.052	202.6	48:07.303	6	2:26.090	38.161	1:03.244	44.685	209.7	17:57.631
14	2:28.208	38.586	1:03.625	45.997	203.4	50:35.511	7	2:25.367	37.739	1:02.797	44.831	209.3	20:22.998
15	2:27.181	38.351	1:03.080	<b>45.750</b>	201.5	53:02.692	8	2:35.161 B	37.796	1:02.619	54.746	210.1	22:58.159

**11** **Rufino GARGALLO**  
RALLYE CLUB COSTA AZAHAR      RENAULT CLIO RS 2.0

1	21:57.169	...	1:12.140	50.170	186.5	21:57.169
2	2:42.060	42.037	1:10.474	49.549	186.5	24:39.229
3	2:43.855	42.199	1:12.509	49.147	190.8	27:23.084
4	2:44.140	42.015	1:09.473	52.652	188.2	30:07.224
5	3:01.569	59.174	1:12.941	49.454	190.1	33:08.793
6	14:34.179 B	41.391	1:09.463	...	164.4	47:42.972
7	3:04.215	1:01.553	1:12.134	50.528	186.2	50:47.187
8	2:36.212	40.698	1:07.357	48.157	194.2	53:23.399
9	<b>2:34.848</b>	<b>40.231</b>	1:06.858	<b>47.759</b>	194.2	55:58.247
10	2:40.009	40.416	1:09.024	50.569	185.6	58:38.256
11	2:35.026	40.464	<b>1:06.317</b>	48.245	188.2	1:01:13.282

**12** **Juan Luis ALTABÁ**  
R. A. C. CIRCUITO GUADALOPE      VOLKSWAGEN LUPO GTI 16V 1.6

1	3:43.125 B	1:06.985	1:27.024	1:09.116	139.9	3:43.125
2	4:18.336	2:08.258	1:16.822	53.256	176.5	8:01.461
3	2:55.700	47.522	1:16.341	51.837	179.1	10:57.161
4	2:54.440	44.549	1:17.143	52.748	179.4	13:51.601
5	2:51.757	44.546	1:15.096	52.115	179.1	16:43.358
6	2:49.612	44.236	1:14.170	51.206	180.3	19:32.970
7	2:47.591	43.339	1:13.541	50.711	178.5	22:20.561
8	3:13.865 B	47.407	1:19.442	1:07.016	157.7	25:34.426
9	6:49.430	4:33.629	1:19.420	56.381	124.9	32:23.856
10	2:46.133	43.098	1:12.386	50.649	180.3	35:09.989
11	2:45.856	42.587	1:12.116	51.153	179.4	37:55.845
12	2:45.237	42.992	1:11.891	50.354	181.5	40:41.082
13	3:01.374	46.878	1:19.403	55.093	150.0	43:42.456
14	<b>2:43.907</b>	42.455	1:11.270	<b>50.182</b>	181.2	46:26.363
15	2:44.260	<b>42.267</b>	<b>1:10.815</b>	51.178	181.8	49:10.623

**13** **José Luis CARRILLO**  
AUTOTERRENO SPORT      HYUNDAI COUPÉ V6

1	13:08.289	...	1:36.030	59.981	144.4	13:08.289
2	2:41.567	47.034	1:08.191	46.342	199.6	15:49.856
3	2:29.167	39.421	1:04.170	45.576	204.2	18:19.023
4	2:30.064	39.910	1:04.675	45.479	204.2	20:49.087
5	2:26.918	38.127	1:03.195	45.596	203.8	23:16.005
6	6:44.707 B	38.580	1:04.394	5:01.733	204.9	30:00.712
7	4:54.240	2:56.596	1:04.576	53.068	170.9	34:54.952
8	2:27.815	37.987	1:04.237	45.591	204.5	37:22.767
9	2:26.549	38.067	1:03.067	45.415	203.4	39:49.316
10	<b>2:26.063</b>	38.082	<b>1:02.659</b>	<b>45.322</b>	203.8	42:15.379
11	2:44.514 B	<b>37.970</b>	1:03.398	1:03.146	204.2	44:59.893

**14** **Daniel OLIVER**  
R. A. C. CIRCUITO GUADALOPE      RENAULT CLIO CUP IV 1.6

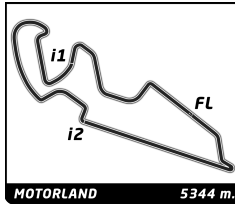
9	11:55.268	...	1:04.443	45.291	210.9	34:53.427
10	2:24.231	37.277	1:02.833	44.121	210.5	37:17.658
11	<b>2:23.353</b>	37.683	<b>1:01.536</b>	44.134	212.6	39:41.011
12	2:24.916	37.825	1:02.689	44.402	214.3	42:05.927
13	2:23.845	37.719	1:01.912	44.214	209.3	44:29.772
14	2:50.217	38.044	1:18.608	53.565	154.9	47:19.989
15	2:45.460 B	37.631	1:02.532	1:05.297	178.2	50:05.449
16	5:46.720	4:00.364	1:02.273	<b>44.083</b>	211.4	55:52.169

**15** **Adrián QUEVEDO**  
BALBOR MOTORSPORT      NISSAN 350 Z

1	11:24.398	9:17.874	1:16.865	49.659	166.4	11:24.398
2	2:32.942	40.858	1:05.750	46.334	208.1	13:57.340
3	2:29.347	39.413	1:03.665	46.269	204.9	16:26.687
4	5:19.986 B	37.996	1:02.826	3:39.164	113.2	21:46.673
5	3:02.928	1:07.403	1:08.353	47.172	210.1	24:49.601
6	2:26.077	37.773	1:03.355	<b>44.949</b>	208.5	27:15.678
7	2:38.641	40.427	1:11.748	46.466	197.4	29:54.319
8	2:24.610	37.126	1:01.939	45.545	211.4	32:18.929
9	2:33.118	37.131	1:04.497	51.490	192.2	34:52.047
10	2:25.350	37.218	1:02.425	45.707	207.7	37:17.397
11	<b>2:23.530</b>	<b>36.977</b>	<b>1:01.022</b>	45.531	208.9	39:40.927
12	2:24.710	38.290	1:01.398	45.022	208.5	42:05.637
13	8:46.679 B	40.800	1:09.467	6:56.412	146.9	50:52.316
14	3:21.475	1:12.480	1:16.964	52.031	173.4	54:13.791
15	2:29.477	37.868	1:05.255	46.354	201.9	56:43.268
16	2:25.125	38.136	1:01.285	45.704	206.1	59:08.393
17	2:24.719	37.704	1:01.476	45.539	204.9	1:01:33.112

**16** **Óscar APARICIO**  
HISPANO ALEMÁN RACING TEAM      BMW M2 CS

1	7:59.992	5:58.864	1:14.520	46.608	243.2	7:59.992
2	2:32.583	42.398	1:06.125	44.060	251.2	10:32.575
3	2:28.045	40.259	1:03.986	43.800	242.2	13:00.620
4	2:22.276	38.003	1:02.569	41.704	252.9	15:22.896
5	2:19.861	37.646	1:01.043	41.172	254.7	17:42.757
6	2:25.944 B	37.491	1:01.446	47.007	252.9	20:08.701
7	5:19.341	3:37.048	1:01.659	40.634	253.5	25:28.042
8	2:16.409	36.233	59.355	40.821	254.1	27:44.451
9	2:15.848	36.208	58.943	40.697	255.3	30:00.299
10	2:15.035	35.641	58.593	40.801	255.3	32:15.334
11	2:20.077	36.719	1:01.885	41.473	254.7	34:35.411
12	<b>2:15.013</b>	35.637	<b>58.495</b>	40.881	254.7	36:50.424
13	2:28.314 B	36.149	1:04.468	47.697	247.1	39:18.738
14	6:23.483	4:35.872	1:06.377	41.234	255.3	45:42.221
15	2:17.441	37.649	59.689	<b>40.103</b>	257.8	47:59.662
16	2:15.892	35.608	59.109	41.175	253.5	50:15.554
17	2:15.496	35.959	58.900	40.637	253.5	52:31.050
18	2:15.861	36.099	59.377	40.385	255.3	54:46.911



# Campeonato Regional de Aragón

## MOTORLAND ARAGON

### Entrenamientos Libres

## Sector Analysis

— Invalidated Lap    ■ Personal Best    ■ Session Best    B Crossing the pit lane

Lap	Time	Sector 1	Sector 2	Sector 3	T.Sp	Elapsed
19	2:15.017	35.582	59.074	40.361	255.3	57:01.928
20	2:23.093B	<b>35.329</b>	59.327	48.437	252.9	59:25.021

17 Carlos A. ACOSTA R.						
AUTOMÓVIL CLUB VEC PEUGEOT206						
1	29:22.148	...	1:14.033	49.381	194.6	29:22.148
2	2:43.406	43.249	1:10.854	49.303	195.7	32:05.554
3	2:41.397	42.916	<b>1:09.304</b>	49.177	196.7	34:46.951
4	<b>2:41.140</b>	<b>42.349</b>	1:10.142	<b>48.649</b>	190.8	37:28.091
5	2:43.914	43.603	1:09.742	50.569	192.5	40:12.005
6	2:42.603	42.439	1:10.150	50.014	192.5	42:54.608
7	2:44.627	43.172	1:09.504	51.951	177.0	45:39.235
8	2:51.936B	44.492	1:10.533	56.911	192.5	48:31.171

18 Jesús LAHOZ						
R. A. C. CIRCUITO GUADALOPE ALFA ROMEO GTV 1.750 1 <sup>o</sup> S. 2.0						
1	16:14.989	...	1:23.269	52.259	187.8	16:14.989
2	2:54.626	46.362	1:17.080	<b>51.184</b>	188.8	19:09.615
3	3:03.190B	44.357	<b>1:11.229</b>	1:07.604	187.8	22:12.805
4	14:35.458B	...	...	...	...	36:48.263
5	3:34.992	1:26.999	1:15.685	52.308	188.5	40:23.255
6	<b>2:50.862</b>	<b>44.071</b>	1:12.822	53.969	191.5	43:14.117
7	3:00.727B	45.450	1:12.192	1:03.085	188.5	46:14.844

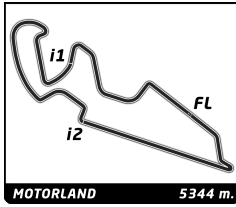
20 Santiago PRIETO						
CLUB AUTOMOVILÍSTICO ÁREA 53 HYUNDAI ACCENT 1.6						
1	3:12.179	49.529	1:24.203	58.447	160.2	3:12.179
2	3:08.441	48.595	1:22.248	57.598	165.9	6:20.620
3	3:24.507B	48.859	1:19.912	1:15.736	126.2	9:45.127
4	5:15.949	2:58.043	1:20.516	57.390	165.6	15:01.076
5	3:03.251	48.101	1:18.519	56.631	164.4	18:04.327
6	3:00.612	47.368	1:17.287	55.957	168.0	21:04.939
7	3:00.533	47.036	1:17.065	56.432	165.9	24:05.472
8	3:02.639	47.603	1:17.220	57.816	150.0	27:08.111
9	3:19.748B	48.875	1:21.439	1:09.434	147.3	30:27.859
10	6:16.591	4:01.985	1:19.211	55.395	163.4	36:44.450
11	2:59.182	47.545	1:16.206	55.431	164.4	39:43.632
12	2:57.233	46.486	1:15.521	55.226	165.9	42:40.865
13	3:04.985B	46.780	<b>1:15.478</b>	1:02.727	163.1	45:45.850
14	7:51.871	5:39.814	1:16.718	55.339	165.6	53:37.721
15	2:57.805	46.675	1:15.940	55.190	165.9	56:35.526
16	<b>2:57.196</b>	<b>46.236</b>	1:15.935	<b>55.025</b>	166.7	59:32.722
17	2:57.902	46.417	1:15.582	55.903	164.6	1:02:30.624

25 Carlos CORTES						
DRIVER'S ACADEMY COMPETICION HYUNDAI GETZ COPA DIESEL 1.5						
1	4:12.812	1:54.235	1:21.648	56.929	149.0	4:12.812
2	2:53.293	45.647	1:15.374	52.272	181.2	7:06.105
3	2:45.550	42.937	1:10.949	51.664	182.1	9:51.655
4	2:46.237	42.867	1:11.894	51.476	181.8	12:37.892
5	2:58.494B	43.361	1:13.710	1:01.423	175.0	15:36.386
6	13:39.361	...	1:11.223	51.249	179.7	29:15.747
7	2:43.459	<b>41.850</b>	1:10.305	51.304	179.7	31:59.206
8	2:42.665	41.906	1:09.987	50.772	181.8	34:41.871
9	<b>2:41.556</b>	41.855	<b>1:09.306</b>	<b>50.395</b>	184.3	37:23.427
10	3:16.008B	47.397	1:19.107	1:09.504	133.0	40:39.435

28 Manuel BOTELLA						
C. D. ESCUDERÍA ESALTO ALTO GI RENAULT CLIO CUP IV						
1	17:21.711	...	1:22.064	55.336	159.3	17:21.711
2	2:44.631	45.935	1:11.988	46.708	204.2	20:06.342
3	2:34.680	40.161	1:05.921	48.598	192.2	22:41.022
4	2:28.315	38.323	1:03.388	46.604	204.2	25:09.337
5	2:29.417	39.495	1:04.090	45.832	207.7	27:38.754
6	2:35.487B	38.154	1:04.181	53.152	206.9	30:14.241
7	5:12.215	3:20.299	1:06.693	45.223	204.5	35:26.456
8	<b>2:26.215</b>	<b>37.376</b>	1:03.223	45.616	205.3	37:52.671
9	2:27.169	37.654	1:03.831	45.684	207.7	40:19.840
10	2:34.858B	37.764	1:03.299	53.795	204.9	42:54.698
11	6:14.224	4:08.520	1:14.973	50.731	172.5	49:08.922
12	2:41.955	42.301	1:05.654	54.000	153.4	51:50.877
13	2:29.294	40.436	1:03.419	45.439	205.3	54:20.171
14	2:27.832	39.928	<b>1:03.013</b>	<b>44.891</b>	206.5	56:48.003

34 Luis Alfredo MAURICE						
LUIS ALFREDO MAURICE LAREDO RENAULT CLIO CUP IV						
1	3:30.865	1:17.519	1:19.126	54.220	138.1	3:30.865
2	2:49.922	40.782	1:20.763	48.377	203.0	6:20.787
3	2:26.496	39.076	1:02.526	44.894	209.7	8:47.283
4	2:24.188	37.777	1:02.210	44.201	210.9	11:11.471
5	2:22.936	36.943	1:01.970	44.023	211.4	13:34.407
6	2:21.983	37.116	1:00.727	44.140	211.8	15:56.390
7	2:29.843B	38.528	1:00.823	50.492	215.6	18:26.233
8	4:14.792	2:29.707	1:00.989	44.096	213.4	22:41.025
9	2:21.310	36.865	1:00.526	43.919	212.2	25:02.335
10	2:21.553	36.862	1:01.251	43.440	214.3	27:23.888
11	2:24.566	38.414	1:02.590	43.562	213.0	29:48.454
12	2:21.606	36.914	1:00.882	43.810	213.0	32:10.060
13	3:03.521B	37.095	1:01.377	1:25.049	177.9	35:13.581
14	9:54.777B	7:45.551	1:06.565	1:02.661	213.9	45:08.358
15	3:29.628	1:44.562	1:01.315	43.751	212.6	48:37.986
16	2:21.003	36.720	1:00.716	43.567	213.0	50:58.989
17	2:20.950	37.101	1:00.546	<b>43.303</b>	214.3	53:19.939
18	2:21.934	36.304	1:01.148	44.482	212.6	55:41.873
19	<b>2:19.978</b>	<b>36.032</b>	<b>1:00.353</b>	43.593	214.7	58:01.851

40 José PALOMAR						
MOTOR CLUB SABADELL RENAULT CLIO CUP IV						
1	3:13.421	1:15.691	1:11.209	46.521	205.7	3:13.421
2	2:31.885	43.003	1:04.418	44.464	207.3	5:45.306
3	2:23.767	37.300	1:02.348	44.119	208.9	8:09.073
4	2:23.845	37.690	1:02.192	43.963	211.4	10:32.918
5	2:24.617	38.715	1:01.509	44.393	210.1	12:57.535
6	2:21.992	36.580	1:01.326	44.086	208.1	15:19.527
7	2:22.154	36.429	1:01.766	43.959	208.9	17:41.681
8	2:22.489	36.513	1:02.159	43.817	209.3	20:04.170
9	2:20.825	36.461	<b>1:00.434</b>	43.930	209.3	22:24.995
10	<b>2:20.525</b>	<b>36.269</b>	1:00.617	43.639	209.3	24:45.520
11	4:47.299B	39.607	1:07.017	3:00.675	182.7	29:32.819
12	10:58.272	9:03.545	1:09.192	45.535	208.1	40:31.091
13	2:25.311	37.957	1:03.379	43.975	210.5	42:56.402
14	2:22.513	37.035	1:01.589	43.889	208.1	45:18.915
15	2:21.154	36.589	1:01.017	43.548	208.9	47:40.069



# Campeonato Regional de Aragón

## MOTORLAND ARAGON

### Entrenamientos Libres

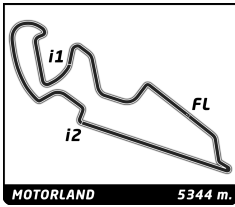
## Sector Analysis

— Invalidated Lap    ■ Personal Best    ■ Session Best    B Crossing the pit lane

Lap	Time	Sector 1	Sector 2	Sector 3	T.Sp	Elapsed	Lap	Time	Sector 1	Sector 2	Sector 3	T.Sp	Elapsed
16	2:21.054	36.396	1:01.025	43.633	208.9	50:01.123							
17	2:20.948	36.513	1:00.831	43.604	208.9	52:22.071							
18	2:21.315	36.754	1:00.958	43.603	209.3	54:43.386							
19	2:20.703	36.540	1:00.800	<b>43.363</b>	211.8	57:04.089							
20	2:21.686	36.643	1:00.977	44.066	209.7	59:25.775							

59		Eduardo ESCOLANO		AUTOMÓVIL CLUB ZARAGOZA		SEAT LEÓN 20V T	
1	9:18.675	6:37.428	1:33.305	1:07.942	131.5	9:18.675	
2	3:27.832	54.141	1:33.191	1:00.500	132.5	12:46.507	
3	3:13.973	48.366	1:21.738	1:03.869	116.3	16:00.480	
4	2:46.559	44.300	1:12.590	49.669	193.9	18:47.039	
5	3:07.802B	41.725	1:18.624	1:07.453	135.7	21:54.841	
6	6:37.903	4:25.028	1:21.608	51.267	162.4	28:32.744	
7	2:36.938	40.749	1:08.152	48.037	197.1	31:09.682	
8	2:35.745	40.161	1:07.557	48.027	195.7	33:45.427	
9	3:20.589B	45.954	1:25.446	1:09.189	138.6	37:06.016	
10	8:05.041B	5:27.234	1:18.993	1:18.814	136.0	45:11.057	
11	3:40.252	1:30.299	1:17.873	52.080	170.9	48:51.309	
12	2:34.061	40.107	1:06.390	<b>47.564</b>	196.4	51:25.370	
13	2:45.895	40.851	1:15.078	49.966	175.9	54:11.265	
14	<b>2:33.551</b>	<b>39.139</b>	<b>1:06.102</b>	48.310	195.3	56:44.816	

88		Luis LÓPEZ		R. A. C. CIRCUITO GUADALOPE		PORSCHE 968 CS	
1	7:03.977	4:47.891	1:21.766	54.320	166.7	7:03.977	
2	2:45.258	42.908	1:11.480	50.870	173.9	9:49.235	
3	2:35.570	40.353	1:09.157	46.060	193.9	12:24.805	
4	2:24.316	37.658	1:02.349	44.309	209.7	14:49.121	
5	2:40.068B	36.916	1:02.205	1:00.947	234.3	17:29.189	
6	8:19.496	6:18.234	1:11.033	50.229	189.5	25:48.685	
7	2:35.365	41.307	1:08.621	45.437	228.3	28:24.050	
8	2:34.629	40.489	1:08.685	45.455	223.1	30:58.679	
9	2:30.909	39.886	1:07.500	43.523	245.5	33:29.588	
10	2:30.493	39.072	1:07.704	43.717	245.5	36:00.081	
11	2:29.590	39.388	1:06.004	44.198	243.2	38:29.671	
12	2:41.104B	38.618	1:05.778	56.708	246.6	41:10.775	
13	4:30.656	2:40.451	1:06.506	43.699	228.3	45:41.431	
14	2:47.682B	41.370	1:10.508	55.804	235.8	48:29.113	
15	6:39.326	4:52.258	1:04.883	42.185	235.3	55:08.439	
16	<b>2:14.961</b>	35.772	<b>58.514</b>	<b>40.675</b>	251.2	57:23.400	
17	2:25.443	<b>35.107</b>	1:01.029	49.307	177.3	59:48.843	



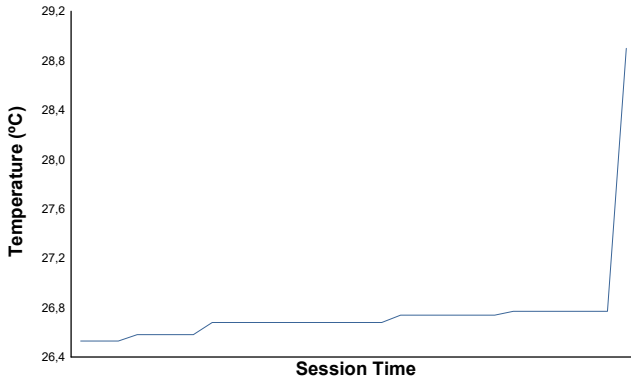
# MOTORLAND ARAGON

## Campeonato Regional de Aragón

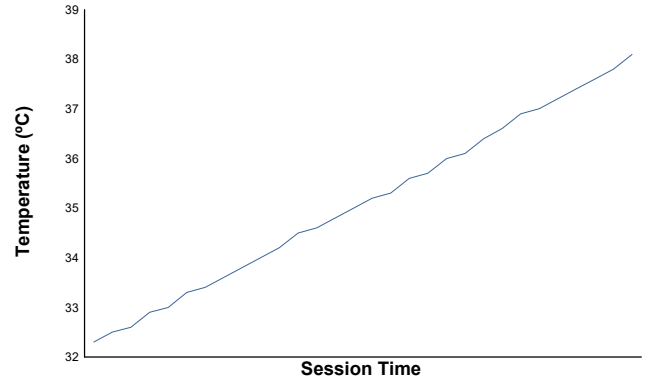
### Entrenamientos Libres

### Weather Report

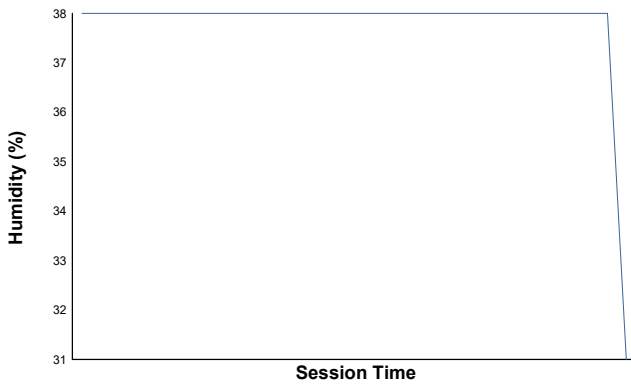
**Air Temperature**



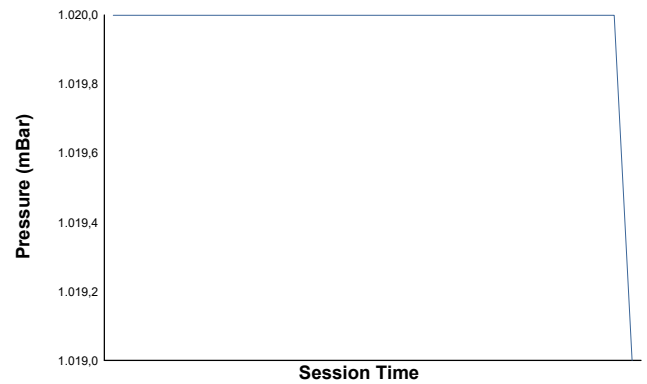
**Track Temperature**



**Humidity**



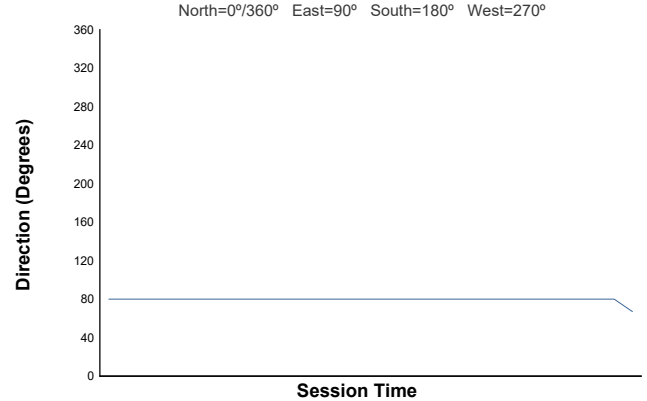
**Pressure**



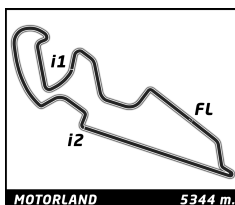
**Wind Speed**



**Wind Direction**



Track Status: **DRY**



# Campeonato Regional de Aragón

## MOTORLAND ARAGON

### Entrenamientos Clasificatorios 1

### Final Classification

No	Driver	Nat	Team	Car	Cl.	Time	Lap Total	Gap	Kph
1	1 Ánder GAMÓN		R. A. C. CIRCUITO GUADALOPE	CUPRA VZ TCR	TCR	2:10.181	3 5	-	147.8
2	5 Ethan MUNIESA		ETHAN MUNIESA EJARQUE	VOLKSWAGEN SCIROCCO VORTEX GC10	5	2:13.870	3 6	+3.689	143.7
3	7 Gustavo GOMAR		MOTOR CLUB SABADELL	PEUGEOT 308 RACING CUP	4	2:16.934	5 6	+6.753	140.5
4	34 Luis Alfredo MAURICE		LUIS ALFREDO MAURICE LAREDO	RENAULT CLIO CUP IV	3	2:21.696	5 6	+11.515	135.8
5	40 José PALOMAR		MOTOR CLUB SABADELL	RENAULT CLIO CUP IV	3	2:22.984	4 6	+12.803	134.5
6	14 Daniel OLIVER		R. A. C. CIRCUITO GUADALOPE	RENAULT CLIO CUP IV 1.6	3	2:23.496	4 5	+13.315	134.1
7	15 Adrián QUEVEDO		BALBOR MOTORSPORT	NISSAN 350 Z	4	2:24.730	4 6	+14.549	132.9
8	28 Manuel BOTELLA		C. D. ESCUDERÍA ESALTO ALTO GUADIATO	RENAULT CLIO CUP IV	3	2:25.156	6 6	+14.975	132.5
9	13 José Luis CARRILLO		AUTOTERRENO SPORT	HYUNDAI COUPÉ V6	2	2:27.087	4 5	+16.906	130.8
10	10 Carlos SANZ		AUTOMÓVIL CLUB ZARAGOZA	HYUNDAI COUPÉ V6 2.7	2	2:27.136	4 5	+16.955	130.8
11	11 Rufino GARGALLO		RALLYE CLUB COSTA AZAHAR	RENALT CLIO RS 2.0	2	2:34.109	3 5	+23.928	124.8
12	59 Eduardo ESCOLANO		AUTOMÓVIL CLUB ZARAGOZA	SEAT LEÓN 20V T	3	2:35.529	6 6	+25.348	123.7
13	6 Zoe BALDO		AUTOMÓVIL CLUB ALICANTE	RENAULT CLIO 16S 1.8	2	2:36.022	4 5	+25.841	123.3
14	17 Carlos A. ACOSTA R.		AUTOMÓVIL CLUB VEC	PEUGEOT206	2	2:40.444	3 5	+30.263	119.9
15	18 Jesús LAHOZ		R. A. C. CIRCUITO GUADALOPE	ALFA ROMEO GTV 1.750 1ª S. 2.0	2	2:41.101	5 5	+30.920	119.4
16	4 Abel HERNÁNDEZ		RALLYE CLUB COSTA AZAHAR	HYUNDAI ACCENT 1.6	1	2:43.395	5 5	+33.214	117.7
17	25 Carlos CORTES		DRIVER'S ACADEMY COMPETICION S.L.	HYUNDAI GETZ COPA DIESEL 1.5	1	2:43.631	3 5	+33.450	117.6
18	12 Juan Luis ALTABA		R. A. C. CIRCUITO GUADALOPE	VOLKSWAGEN LUPO GTI 16V 1.6	1	2:44.311	5 6	+34.130	117.1
19	20 Carlos DURÁN		ESCUDERÍA FÓRMULA 1	HYUNDAI ACCENT 1.6	1	2:48.660	6 6	+38.479	114.1
20	9 Esteban PALACIOS		AUTOMÓVIL CLUB MEDITERRANEO DE ALICANTE	HYUNDAI GETZ COPA DIESEL 1.5	1	2:54.126	3 4	+43.945	110.5
21	3 Carlos M. ACOSTA A.		AUTOMÓVIL CLUB VEC	RENAULT CLIO CUP III 2.0	2				
22	88 Luis LÓPEZ		R. A. C. CIRCUITO GUADALOPE	PORSCHE 968 CS	5		2		

**Fastest Lap:** Lap 3 | Ánder GAMÓN | 2:10.181 | 147.8 Kph

COCHE #5, #7, #14 & #40 - VARIOS TIEMPOS DE VUELTA ELIMINADOS - LIMITES DE PISTA

Track Status: **DRY**

Published at: .....

**Stewards:**

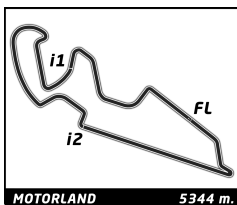
Aimar BARRANCO

Ferrán CABRERA

Ana Paula FERREIRA

**Timekeeper:**

Alberto ESTÉBANEZ



## Campeonato Regional de Aragón

### MOTORLAND ARAGON

#### Entrenamientos Clasificatorios 1

#### Final Classification by Class

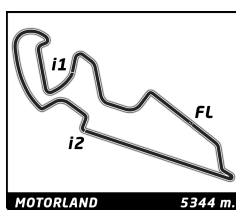
No Driver	Nat	Team	Car	Time	Lap Total	Gap	Kph
<b>1</b>							
1	4	Abel HERNÁNDEZ	RALLYE CLUB COSTA AZAHAR	HYUNDAI ACCENT 1.6	2:43.395	5 5	117.7
2	25	Carlos CORTES	DRIVER'S ACADEMY COMPETICION S.L.	HYUNDAI GETZ COPA DIESEL 1.5	2:43.631	3 5 +0.236	+0.236 117.6
3	12	Juan Luis ALTABA	R. A. C. CIRCUITO GUADALOPE	VOLKSWAGEN LUPO GTI 16V 1.6	2:44.311	5 6 +0.916	+0.680 117.1
4	20	Carlos DURÁN	ESCUADERÍA FÓRMULA 1	HYUNDAI ACCENT 1.6	2:48.660	6 6 +5.265	+4.349 114.1
5	9	Esteban PALACIOS	AUTOMÓVIL CLUB MEDITERRANEO DE ALICANTE	HYUNDAI GETZ COPA DIESEL 1.5	2:54.126	3 4 +10.731	+5.466 110.5
<b>2</b>							
1	13	José Luis CARRILLO	AUTOTERRENO SPORT	HYUNDAI COUPÉ V6	2:27.087	4 5	130.8
2	10	Carlos SANZ	AUTOMÓVIL CLUB ZARAGOZA	HYUNDAI COUPÉ V6 2.7	2:27.136	4 5 +0.049	+0.049 130.8
3	11	Rufino GARGALLO	RALLYE CLUB COSTA AZAHAR	RENAULT CLIO RS 2.0	2:34.109	3 5 +7.022	+6.973 124.8
4	6	Zoe BALDO	AUTOMÓVIL CLUB ALICANTE	RENAULT CLIO 16S 1.8	2:36.022	4 5 +8.935	+1.913 123.3
5	17	Carlos A. ACOSTA R.	AUTOMÓVIL CLUB VEC	PEUGEOT206	2:40.444	3 5 +13.357	+4.422 119.9
6	18	Jesús LAHOZ	R. A. C. CIRCUITO GUADALOPE	ALFA ROMEO GTV 1.750 1ª S. 2.0	2:41.101	5 5 +14.014	+0.657 119.4
7	3	Carlos M. ACOSTA A.	AUTOMÓVIL CLUB VEC	RENAULT CLIO CUP III 2.0			
<b>3</b>							
1	34	Luis Alfredo MAURICE	LUIS ALFREDO MAURICE LAREDO	RENAULT CLIO CUP IV	2:21.696	5 6	135.8
2	40	José PALOMAR	MOTOR CLUB SABADELL	RENAULT CLIO CUP IV	2:22.984	4 6 +1.288	+1.288 134.5
3	14	Daniel OLIVER	R. A. C. CIRCUITO GUADALOPE	RENAULT CLIO CUP IV 1.6	2:23.496	4 5 +1.800	+0.512 134.1
4	28	Manuel BOTELLA	C. D. ESCUDERÍA ESALTO ALTO GUADIATO	RENAULT CLIO CUP IV	2:25.156	6 6 +3.460	+1.660 132.5
5	59	Eduardo ESCOLANO	AUTOMÓVIL CLUB ZARAGOZA	SEAT LEÓN 20V T	2:35.529	6 6 +13.833	+10.373 123.7
<b>4</b>							
1	7	Gustavo GOMAR	MOTOR CLUB SABADELL	PEUGEOT 308 RACING CUP	2:16.934	5 6	140.5
2	15	Adrián QUEVEDO	BALBOR MOTORSPORT	NISSAN 350 Z	2:24.730	4 6 +7.796	+7.796 132.9
<b>5</b>							
1	5	Ethan MUNIESA	ETHAN MUNIESA EJARQUE	VOLKSWAGEN SCIROCCO VORTEX GC10	2:13.870	3 6	143.7
2	88	Luis LÓPEZ	R. A. C. CIRCUITO GUADALOPE	PORSCHE 968 CS		2	
<b>TCR</b>							
1	1	Ánder GAMÓN	R. A. C. CIRCUITO GUADALOPE	CUPRA VZ TCR	2:10.181	3 5	147.8

COCHE #5, #7, #14 & #40 - VARIOS TIEMPOS DE VUELTA ELIMINADOS - LIMITES DE PISTA

Published at: .....

Track Status: **DRY**

<b>Stewards:</b> Aimar BARRANCO      Ferrán CABRERA      Ana Paula FERREIRA			<b>Timekeeper:</b> Alberto ESTÉBANEZ	

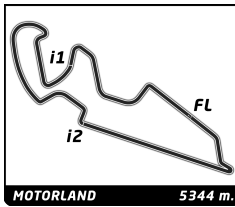


## Campeonato Regional de Aragón MOTORLAND ARAGON

### Entrenamientos Clasificatorios 1

#### Best Top Speed

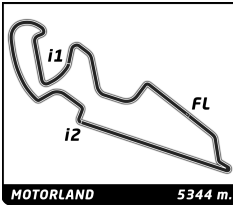
No Driver	Team	Class	Top 1		Top 2		Top 3		Top 4		Top 5		Avg
			Kph	Lap	Kph	Lap	Kph	Lap	Kph	Lap	Kph	Lap	
88 Luis LÓPEZ	R. A. C. CIRCUITO GUADALOPE	5	244.9	2	243.2	1							244,1
1 Ánder GAMÓN	R. A. C. CIRCUITO GUADALOPE	TCR	242.7	3	242.7	4	221.8	1	198.2	2	136.9	5	208,5
7 Gustavo GOMAR	MOTOR CLUB SABADELL	4	226.4	1	225.0	3	223.1	2	222.2	4	220.9	5	223,5
5 Ethan MUNIESA	ETHAN MUNIESA EJARQUE	5	220.4	1	214.3	2	214.3	3	211.8	5	179.7	6	208,1
34 Luis Alfredo MAURICE	LUIS ALFREDO MAURICE LAREDO	3	213.4	2	212.2	3	210.1	4	210.1	6	209.3	5	211,0
14 Daniel OLIVER	R. A. C. CIRCUITO GUADALOPE	3	209.7	2	208.9	3	206.1	4	205.3	5	199.6	1	205,9
15 Adrián QUEVEDO	BALBOR MOTORSPORT	4	208.5	1	208.5	2	201.9	4	201.9	5	193.9	3	202,9
40 José PALOMAR	MOTOR CLUB SABADELL	3	206.9	1	206.9	5	206.5	2	205.3	3	203.8	4	205,9
13 José Luis CARRILLO	AUTOTERRENO SPORT	2	204.5	2	203.0	5	201.1	4	200.7	3	169.8	1	195,8
28 Manuel BOTELLA	C. D. ESCUDERÍA ESALTO ALTO GUADIATO	3	203.8	2	203.4	1	203.0	3	202.2	4	202.2	6	202,9
10 Carlos SANZ	AUTOMÓVIL CLUB ZARAGOZA	2	202.6	3	202.2	4	200.0	2	198.5	5	155.2	1	191,7
6 Zoe BALDO	AUTOMÓVIL CLUB ALICANTE	2	200.0	2	197.8	3	197.4	1	197.4	4	134.2	5	185,4
17 Carlos A. ACOSTA R.	AUTOMÓVIL CLUB VEC	2	196.4	1	196.0	3	194.9	2	192.9	5	189.8	4	194,0
59 Eduardo ESCOLANO	AUTOMÓVIL CLUB ZARAGOZA	3	192.5	3	190.8	4	189.1	6	187.5	1	187.5	2	189,5
18 Jesús LAHOZ	R. A. C. CIRCUITO GUADALOPE	2	191.5	5	185.2	3	162.4	1	148.6	2	144.6	4	166,5
11 Rufino GARGALLO	RALLYE CLUB COSTA AZAHAR	2	189.5	3	188.8	2	186.5	5	184.9	4	165.6	1	183,1
9 Esteban PALACIOS	AUTOMÓVIL CLUB MEDITERRANEO DE ALICANTE	1	185.2	3	179.7	2	161.9	4	161.2	1			172,0
4 Abel HERNÁNDEZ	RALLYE CLUB COSTA AZAHAR	1	181.8	1	176.8	5	176.2	3	176.2	4	166.7	2	175,5
12 Juan Luis ALTABA	R. A. C. CIRCUITO GUADALOPE	1	181.5	1	179.7	5	179.7	6	179.1	2	178.8	4	179,8
25 Carlos CORTES	DRIVER'S ACADEMY COMPETICION S.L.	1	179.4	3	178.2	5	176.8	4	172.8	1	153.6	2	172,2
20 Carlos DURÁN	CLUB AUTOMOVILÍSTICO ÁREA 53	1	172.8	1	170.9	2	167.7	4	166.7	3	166.7	6	169,0
3 Carlos M. ACOSTA A.	AUTOMÓVIL CLUB VEC	2											



## Campeonato Regional de Aragón MOTORLAND ARAGON Entrenamientos Clasificatorios 1

### Best Sector Times

Sector 1			Sector 2			Sector 3			Ideal Lap	Best Lap
Pos	No Driver	Time	No Driver	Time	No Driver	Time	Pos	No Driver		
1	1 Á.GAMÓN	33.781	1 Á.GAMÓN	56.563	1 Á.GAMÓN	39.799	1	1 Á.GAMÓN	2:10.143	2:10.181 (1)
2	5 E.MUNIESA	34.415	5 E.MUNIESA	57.504	7 G.GOMAR	41.865	2	5 E.MUNIESA	2:13.870	2:13.870 (2)
3	7 G.GOMAR	35.316	7 G.GOMAR	59.462	5 E.MUNIESA	41.951	3	7 G.GOMAR	2:16.643	2:16.934 (3)
4	34 L.MAURICE	36.647	34 L.MAURICE	1:00.991	34 L.MAURICE	43.803	4	34 L.MAURICE	2:21.441	2:21.696 (4)
5	15 A.QUEVEDO	36.828	40 J.PALOMAR	1:01.478	88 L.LÓPEZ	43.849	5	40 J.PALOMAR	2:22.812	2:22.984 (5)
6	40 J.PALOMAR	37.057	14 D.OLIVER	1:01.650	40 J.PALOMAR	44.277	6	14 D.OLIVER	2:23.496	2:23.496 (6)
7	14 D.OLIVER	37.383	15 A.QUEVEDO	1:01.792	14 D.OLIVER	44.463	7	15 A.QUEVEDO	2:24.061	2:24.730 (7)
8	28 M.BOTELLA	37.540	28 M.BOTELLA	1:02.496	28 M.BOTELLA	45.120	8	28 M.BOTELLA	2:25.156	2:25.156 (8)
9	13 J.CARRILLO	37.741	13 J.CARRILLO	1:03.015	15 A.QUEVEDO	45.441	9	13 J.CARRILLO	2:26.388	2:27.087 (9)
10	10 C.SANZ	37.898	10 C.SANZ	1:03.039	13 J.CARRILLO	45.632	10	10 C.SANZ	2:27.136	2:27.136 (10)
11	88 L.LÓPEZ	38.836	88 L.LÓPEZ	1:05.123	10 C.SANZ	46.199	11	88 L.LÓPEZ	2:27.808	
12	59 E.ESCOLANO	39.458	11 R.GARGALLO	1:06.044	6 Z.BALDO	47.352	12	11 R.GARGALLO	2:33.851	2:34.109 (11)
13	11 R.GARGALLO	39.804	59 E.ESCOLANO	1:07.326	11 R.GARGALLO	48.003	13	59 E.ESCOLANO	2:35.044	2:35.529 (12)
14	6 Z.BALDO	40.930	6 Z.BALDO	1:07.740	59 E.ESCOLANO	48.260	14	6 Z.BALDO	2:36.022	2:36.022 (13)
15	17 C.ACOSTA R.	41.753	17 C.ACOSTA R.	1:08.821	17 C.ACOSTA R.	48.596	15	17 C.ACOSTA R.	2:39.170	2:40.444 (14)
16	4 A.HERNÁNDEZ	42.024	18 J.LAHOZ	1:09.504	18 J.LAHOZ	48.951	16	18 J.LAHOZ	2:41.101	2:41.101 (15)
17	12 J.ALTABA	42.416	25 C.CORTES	1:10.042	12 J.ALTABA	50.879	17	4 A.HERNÁNDEZ	2:43.358	2:43.395 (16)
18	25 C.CORTES	42.529	4 A.HERNÁNDEZ	1:10.087	25 C.CORTES	50.995	18	25 C.CORTES	2:43.566	2:43.631 (17)
19	18 J.LAHOZ	42.646	12 J.ALTABA	1:10.888	4 A.HERNÁNDEZ	51.247	19	12 J.ALTABA	2:44.183	2:44.311 (18)
20	20 S.PRIETO	43.554	20 S.PRIETO	1:11.033	9 E.PALACIOS	51.335	20	20 C.DURÁN	2:47.966	2:48.660 (19)
21	9 E.PALACIOS	45.080	9 E.PALACIOS	1:16.648	20 S.PRIETO	53.379	21	9 E.PALACIOS	2:53.063	2:54.126 (20)



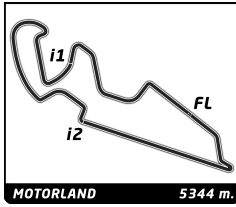
## Campeonato Regional de Aragón

### MOTORLAND ARAGON

#### Entrenamientos Clasificatorios 1

#### Fastest Lap Sequence

Elapsed	No Driver	Team	Car	Class	Time	Kph	Lap
5:00.461	5 Ethan MUNIESA	ETHAN MUNIESA EJARQUE	VOLKSWAGEN SCIROCCO VORTEX GC10	5	2:15.273	142.2	2
7:14.331	5 Ethan MUNIESA	ETHAN MUNIESA EJARQUE	VOLKSWAGEN SCIROCCO VORTEX GC10	5	2:13.870	143.7	3
7:20.496	1 Ánder GAMÓN	R. A. C. CIRCUITO GUADALOPE	CUPRA VZ TCR	TCR	2:10.181	147.8	3



# Campeonato Regional de Aragón

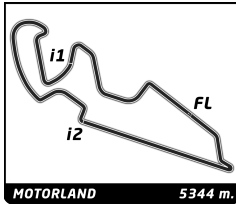
## MOTORLAND ARAGON

### Entrenamientos Clasificatorios 1

## Sector Analysis

— Invalidated Lap    ■ Personal Best    ■ Session Best    B Crossing the pit lane

Lap	Time	Sector 1	Sector 2	Sector 3	T.Spd	Elapsed	Lap	Time	Sector 1	Sector 2	Sector 3	T.Spd	Elapsed
<b>1</b>	<b>Ánder GAMÓN</b> R. A. C. CIRCUITO GUADALOPE CUPRA VZ TCR						5	2:39.053B	42.003	1:04.012	53.038	198.5	15:16.467
1	2:43.972	58.892	1:02.674	42.406	221.8	2:43.972	<b>11</b>	<b>Rufino GARGALLO</b> RALLYE CLUB COSTA AZAHAR RENAULT CLIO RS 2.0					
2	2:26.343	34.979	1:07.618	43.746	198.2	5:10.315	1	4:12.181	1:52.715	1:15.762	1:03.704	165.6	4:12.181
3	<b>2:10.181</b>	33.819	<b>56.563</b>	<b>39.799</b>	242.7	7:20.496	2	2:35.201	40.474	1:06.482	48.245	188.8	6:47.382
4	2:10.704	<b>33.781</b>	56.914	40.009	242.7	9:31.200	3	<b>2:34.109</b>	40.062	<b>1:06.044</b>	<b>48.003</b>	189.5	9:21.491
5	3:11.781B	40.752	1:16.169	1:14.860	136.9	12:42.981	4	2:35.567	40.133	1:06.678	48.756	184.9	11:57.058
							5	2:34.962	39.978	1:06.285	48.699	186.5	14:32.020
<b>4</b>	<b>Abel HERNÁNDEZ</b> RALLYE CLUB COSTA AZAHAR HYUNDAI ACCENT 1.6						<b>12</b>	<b>Juan Luis ALTABA</b> R. A. C. CIRCUITO GUADALOPE VOLKSWAGEN LUPO GTI 16V 1.6					
1	3:21.032	1:10.084	1:19.017	51.931	181.8	3:21.032	1	3:20.069	1:09.222	1:19.211	51.636	181.5	3:20.069
2	2:51.128	43.899	1:15.575	51.654	166.7	6:12.160	2	2:46.819	43.675	1:12.265	<b>50.879</b>	179.1	6:06.888
3	2:44.848	42.317	1:11.181	51.350	176.2	8:57.008	3	2:46.155	43.191	1:11.963	51.001	178.2	8:53.043
4	2:43.763	<b>42.024</b>	1:10.450	51.289	176.2	11:40.771	4	2:45.090	42.653	1:11.434	51.003	178.8	11:38.133
5	<b>2:43.395</b>	42.061	<b>1:10.087</b>	<b>51.247</b>	176.8	14:24.166	5	<b>2:44.311</b>	<b>42.416</b>	<b>1:10.888</b>	51.007	179.7	14:22.444
							6	2:45.315	42.602	1:11.791	50.922	179.7	17:07.759
<b>5</b>	<b>Ethan MUNIESA</b> ETHAN MUNIESA EJARQUE VOLKSWAGEN SCIROCCO VORTEX GC10						<b>13</b>	<b>José Luis CARRILLO</b> AUTOTERRENO SPORT HYUNDAI COUPÉ V6					
1	2:45.188	59.744	1:02.476	42.968	220.4	2:45.188	1	3:45.805	1:50.239	1:06.598	48.968	169.8	3:45.805
2	2:15.273	34.746	58.321	42.206	214.3	5:00.461	2	2:43.102B	39.370	1:04.766	58.966	204.5	6:28.907
3	<b>2:13.870</b>	<b>34.415</b>	<b>57.504</b>	<b>41.951</b>	214.3	7:14.331	3	4:48.388	2:59.741	<b>1:03.015</b>	<b>45.632</b>	200.7	11:17.295
4	2:36.820B	36.570	1:03.054	57.196	154.1	9:51.151	4	<b>2:27.087</b>	38.066	1:03.170	45.851	201.1	13:44.382
5	3:59.563	2:14.541	1:01.723	43.299	211.8	13:50.714	5	2:28.049	<b>37.741</b>	1:03.934	46.374	203.0	16:12.431
6	2:19.920	<b>34.324</b>	<b>1:00.639</b>	<b>44.957</b>	179.7	16:10.634							
<b>6</b>	<b>Zoe BALDO</b> AUTOMÓVIL CLUB ALICANTE RENAULT CLIO 16S 1.8						<b>14</b>	<b>Daniel OLIVER</b> R. A. C. CIRCUITO GUADALOPE RENAULT CLIO CUP IV 1.6					
1	3:13.616	1:11.901	1:14.220	47.495	197.4	3:13.616	1	2:47.093	51.622	1:09.126	46.345	199.6	2:47.093
2	2:38.291	41.773	1:08.436	48.082	200.0	5:51.907	2	2:25.163	37.405	1:02.904	44.854	209.7	5:12.256
3	2:36.374	41.105	1:07.790	47.479	197.8	8:28.281	3	<b>2:23.994</b>	<b>37.642</b>	<b>1:02.343</b>	<b>44.009</b>	208.9	7:36.250
4	<b>2:36.022</b>	<b>40.930</b>	<b>1:07.740</b>	<b>47.352</b>	197.4	11:04.303	4	<b>2:23.496</b>	<b>37.383</b>	<b>1:01.650</b>	<b>44.463</b>	206.1	9:59.746
5	2:50.946	42.859	1:14.140	53.947	134.2	13:55.249	5	2:23.421	<b>37.088</b>	<b>1:01.375</b>	<b>44.958</b>	205.3	12:23.167
<b>7</b>	<b>Gustavo GOMAR</b> MOTOR CLUB SABADELL PEUGEOT 308 RACING CUP						<b>15</b>	<b>Adrián QUEVEDO</b> BALBOR MOTORSPORT NISSAN 350 Z					
1	3:17.524	1:22.431	1:10.683	44.410	226.4	3:17.524	1	3:19.862	1:21.082	1:12.509	46.271	208.5	3:19.862
2	2:26.662	39.819	1:04.978	<b>41.865</b>	223.1	5:44.186	2	2:27.255	37.870	1:03.944	<b>45.441</b>	208.5	5:47.117
3	2:19.009	36.077	1:00.535	42.397	225.0	8:03.195	3	2:26.562	37.346	1:01.845	47.371	193.9	8:13.679
4	<b>2:17.840</b>	<b>35.717</b>	<b>1:00.194</b>	<b>41.929</b>	222.2	10:21.035	4	<b>2:24.730</b>	37.234	1:01.922	45.574	201.9	10:38.409
5	<b>2:16.934</b>	35.576	<b>59.462</b>	41.896	220.9	12:37.969	5	2:25.252	<b>36.828</b>	<b>1:01.792</b>	46.632	201.9	13:03.661
6	2:20.462	<b>35.316</b>	1:00.010	45.136	220.9	14:58.431	6	2:43.084	38.131	1:13.659	51.294	165.1	15:46.745
<b>9</b>	<b>Esteban PALACIOS</b> AUTOMÓVIL CLUB MEDITERRANEC HYUNDAI GETZ COPA DIESEL 1.5						<b>17</b>	<b>Carlos A. ACOSTA R.</b> AUTOMÓVIL CLUB VEC PEUGEOT206					
1	3:16.674	1:03.053	1:20.560	53.061	161.2	3:16.674	1	3:26.907	1:22.026	1:15.142	49.739	196.4	3:26.907
2	2:56.417	47.872	1:17.210	<b>51.335</b>	179.7	6:13.091	2	2:44.237	42.523	1:12.770	48.944	194.9	6:11.144
3	<b>2:54.126</b>	45.180	1:16.957	51.989	185.2	9:07.217	3	<b>2:40.444</b>	42.409	1:09.439	<b>48.596</b>	196.0	8:51.588
4	2:57.299	<b>45.080</b>	<b>1:16.648</b>	55.571	161.9	12:04.516	4	2:40.745	42.248	<b>1:08.821</b>	49.676	189.8	11:32.333
							5	2:41.070	<b>41.753</b>	1:09.490	49.827	192.9	14:13.403
<b>10</b>	<b>Carlos SANZ</b> AUTOMÓVIL CLUB ZARAGOZA HYUNDAI COUPÉ V6 2.7						<b>18</b>	<b>Jesús LAHOZ</b> R. A. C. CIRCUITO GUADALOPE ALFA ROMEO GTV 1.750 1 <sup>a</sup> S. 2.0					
1	3:37.525	1:28.156	1:13.624	55.745	155.2	3:37.525	1	4:58.422	2:40.691	1:20.350	57.381	162.4	4:58.422
2	2:44.194B	42.477	1:06.492	55.225	200.0	6:21.719	2	3:18.595	51.331	1:29.636	57.628	148.6	8:17.017
3	3:48.559	1:53.064	1:07.490	48.005	202.6	10:10.278							
4	<b>2:27.136</b>	<b>37.898</b>	<b>1:03.039</b>	<b>46.199</b>	202.2	12:37.414							



# Campeonato Regional de Aragón

## MOTORLAND ARAGON

### Entrenamientos Clasificatorios 1

## Sector Analysis

— Invalidated Lap    ■ Personal Best    ■ Session Best    B Crossing the pit lane

Lap	Time	Sector 1	Sector 2	Sector 3	T.Sp	Elapsed	Lap	Time	Sector 1	Sector 2	Sector 3	T.Sp	Elapsed
3	2:44.412	43.416	1:10.954	50.042	185.2	11:01.429							
4	3:14.382	49.930	1:24.358	1:00.094	144.6	14:15.811							
5	<b>2:41.101</b>	<b>42.646</b>	<b>1:09.504</b>	<b>48.951</b>	191.5	16:56.912							

20 Santiago PRIETO		CLUB AUTOMOVILÍSTICO ÁREA 53		HYUNDAI ACCENT 1.6		
1	3:23.205	1:11.196	1:18.267	53.742	172.8	3:23.205
2	2:52.853	43.654	1:15.820	<b>53.379</b>	170.9	6:16.058
3	2:51.406	43.614	1:13.832	53.960	166.7	9:07.464
4	2:53.483	45.569	1:14.041	53.873	167.7	12:00.947
5	2:49.598	43.901	1:11.378	54.319	163.6	14:50.545
6	<b>2:48.660</b>	<b>43.554</b>	<b>1:11.033</b>	54.073	166.7	17:39.205

25 Carlos CORTES		DRIVER'S ACADEMY COMPETICION		HYUNDAI GETZ COPA DIESEL 1.5		
1	3:30.378	1:17.424	1:17.519	55.435	172.8	3:30.378
2	3:05.818	53.763	1:17.198	54.857	153.6	6:36.196
3	<b>2:43.631</b>	<b>42.529</b>	1:10.051	51.051	179.4	9:19.827
4	2:57.081	46.039	1:18.811	52.231	176.8	12:16.908
5	2:43.680	42.643	<b>1:10.042</b>	<b>50.995</b>	178.2	15:00.588

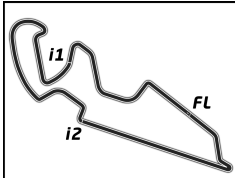
28 Manuel BOTELLA		C. D. ESCUDERÍA ESALTO ALTO GI		RENAULT CLIO CUP IV		
1	3:10.490	1:14.412	1:10.304	45.774	203.4	3:10.490
2	2:27.171	38.440	1:03.328	45.403	203.8	5:37.661
3	2:27.018	37.965	1:03.186	45.867	203.0	8:04.679
4	2:26.609	37.865	1:02.990	45.754	202.2	10:31.288
5	2:25.512	37.712	1:02.580	45.220	201.9	12:56.800
6	<b>2:25.156</b>	<b>37.540</b>	<b>1:02.496</b>	<b>45.120</b>	202.2	15:21.956

34 Luis Alfredo MAURICE		LUIS ALFREDO MAURICE LAREDO		RENAULT CLIO CUP IV		
1	3:40.373	1:26.760	1:11.669	1:01.944	103.9	3:40.373
2	2:31.190	43.929	1:02.654	44.607	213.4	6:11.563
3	2:23.989	38.487	1:01.493	44.009	212.2	8:35.552
4	2:22.309	37.255	1:01.250	43.804	210.1	10:57.861
5	<b>2:21.696</b>	<b>36.647</b>	<b>1:00.991</b>	44.058	209.3	13:19.557
6	2:22.226	36.727	1:01.696	<b>43.803</b>	210.1	15:41.783

40 José PALOMAR		MOTOR CLUB SABADELL		RENAULT CLIO CUP IV		
1	3:04.276	1:08.262	1:09.656	46.358	206.9	3:04.276
2	2:24.640	37.752	1:02.611	<b>44.277</b>	206.5	5:28.916
3	2:24.828	37.599	1:03.019	44.210	205.3	7:53.744
4	<b>2:22.984</b>	<b>37.057</b>	<b>1:01.478</b>	44.449	203.8	10:16.728
5	2:23.222	37.273	1:01.672	44.277	206.9	12:39.950
6	<b>2:23.896</b>	<b>37.104</b>	<b>1:01.732</b>	<b>45.060</b>	203.8	15:03.846

59 Eduardo ESCOLANO		AUTOMÓVIL CLUB ZARAGOZA		SEAT LEÓN 20V T		
1	3:13.130	1:09.711	1:14.468	48.951	187.5	3:13.130
2	2:47.059	42.722	1:14.757	49.580	187.5	6:00.189
3	2:35.805	40.005	1:07.540	<b>48.260</b>	192.5	8:35.994
4	2:35.637	39.952	1:07.362	48.323	190.8	11:11.631
5	2:53.543	43.270	1:18.321	51.952	153.4	14:05.174
6	<b>2:35.529</b>	<b>39.458</b>	<b>1:07.326</b>	48.745	189.1	16:40.703

88 Luis LÓPEZ		R. A. C. CIRCUITO GUADALOPE		PORSCHE 968 CS		
1	5:50.939	3:56.860	1:10.230	<b>43.849</b>	243.2	5:50.939
2	2:46.477 B	<b>38.836</b>	<b>1:05.123</b>	1:02.518	244.9	8:37.416





# Campeonato Regional de Aragón

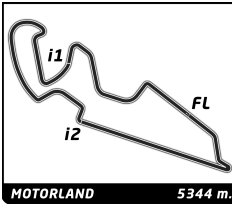
## MOTORLAND ARAGON

### Entrenamientos Clasificatorios 1

MOTORLAND 5344 m.

### Flag Analysis

Flag	Time
 GREEN FLAG	13:10:00.000
 CHEQUERED FLAG	13:25:00.000



# Campeonato Regional de Aragón


MOTORLAND ARAGON

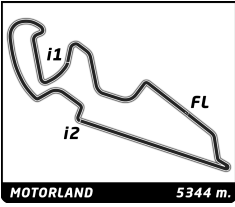
Entrenamientos Clasificatorios 1

## Provisional Race Director Report

Hour	Flag	Message
13:10:02		PIT LANE ABERTO
13:10:08		PIT LANE ABIERTO
13:25:03		BANDERA A CUADROS
13:25:46		COCHE 7 PARADO EN CURVA 1

Published at: .....

<b>Race Director:</b>	<b>Timekeeper:</b> Alberto ESTEBANEZ 
-----------------------	----------------------------------------------------------------------------------------------------------------------------------



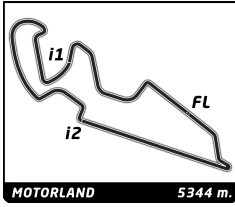
# Track Limits Analysis

No	Driver	Team	T.L. Nr	Camera	Lap	Time
----	--------	------	---------	--------	-----	------

Total Infractions:

TOTAL TRACK LIMITS:

Published at: .....

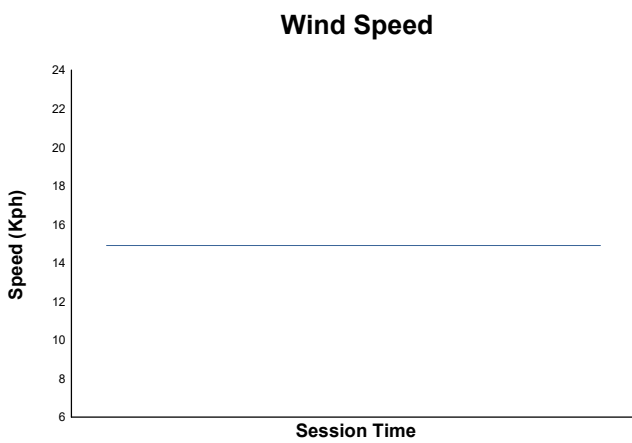
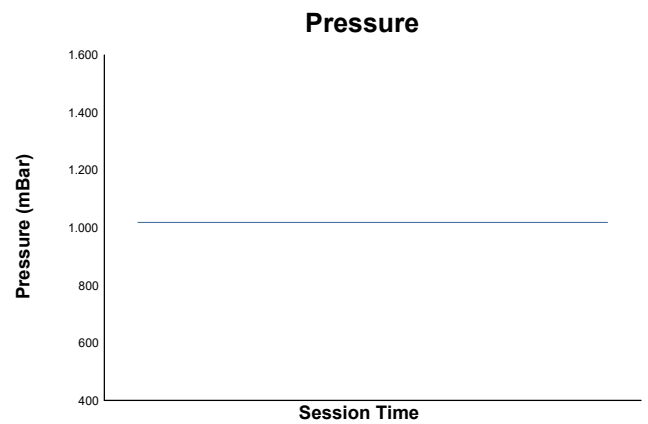
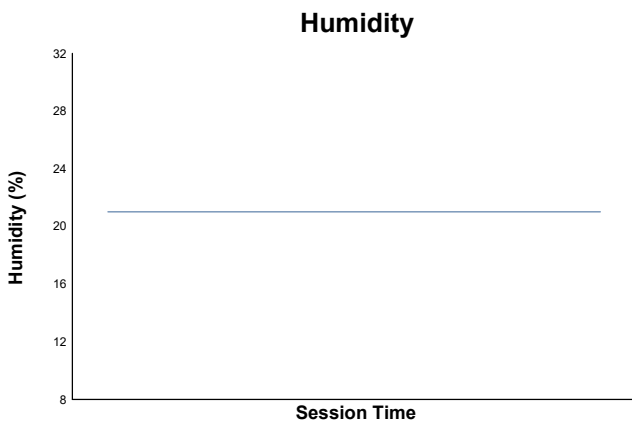
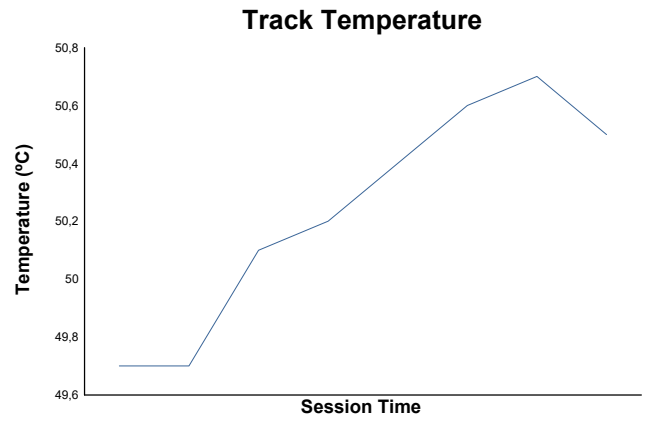



# MOTORLAND ARAGON

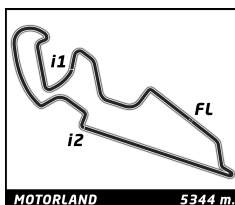
## Campeonato Regional de Aragón

### Entrenamientos Clasificatorios 1

### Weather Report



Track Status: **DRY**



## Campeonato Regional de Aragón MOTORLAND ARAGON

### Entrenamientos Clasificatorios 2

### Final Classification

No	Driver	Nat	Team	Car	Cl.	Time	Lap Total	Gap	Kph
1	1 Ánder GAMÓN		R. A. C. CIRCUITO GUADALOPE	CUPRA VZ TCR	TCR	2:09.572	4 4	-	148.5
2	7 Gustavo GOMAR		MOTOR CLUB SABADELL	PEUGEOT 308 RACING CUP	4	2:16.087	5 7	+6.515	141.4
3	5 Ethan MUNIESA		ETHAN MUNIESA EJARQUE	VOLKSWAGEN SCIROCCO VORTEX GC10	5	2:16.156	3 3	+6.584	141.3
4	34 Luis Alfredo MAURICE		LUIS ALFREDO MAURICE LAREDO	RENAULT CLIO CUP IV	3	2:21.521	4 6	+11.949	135.9
5	40 José PALOMAR		MOTOR CLUB SABADELL	RENAULT CLIO CUP IV	3	2:22.727	5 5	+13.155	134.8
6	14 Daniel OLIVER		R. A. C. CIRCUITO GUADALOPE	RENAULT CLIO CUP IV 1.6	3	2:23.250	5 6	+13.678	134.3
7	28 Manuel BOTELLA		C. D. ESCUDERÍA ESALTO ALTO GUADIATO	RENAULT CLIO CUP IV	3	2:24.134	6 6	+14.562	133.5
8	15 Adrián QUEVEDO		BALBOR MOTORSPORT	NISSAN 350 Z	4	2:24.692	2 3	+15.120	133.0
9	13 Carlos SANZ		AUTOTERRENO SPORT	HYUNDAI COUPÉ V6	2	2:26.737	5 5	+17.165	131.1
10	10 José Luis CARRILLO		AUTOMÓVIL CLUB ZARAGOZA	HYUNDAI COUPÉ V6 2.7	2	2:28.974	5 5	+19.402	129.1
11	11 Rufino GARGALLO		RALLYE CLUB COSTA AZAHAR	RENALT CLIO RS 2.0	2	2:34.249	4 5	+24.677	124.7
12	6 Zoe BALDO		AUTOMÓVIL CLUB ALICANTE	RENAULT CLIO 16S 1.8	2	2:34.563	6 6	+24.991	124.5
13	17 Carlos A. ACOSTA R.		AUTOMÓVIL CLUB VEC	PEUGEOT206	2	2:42.236	5 5	+32.664	118.6
14	18 Jesús LAHOZ		R. A. C. CIRCUITO GUADALOPE	ALFA ROMEO GTV 1.750 1ª S. 2.0	2	2:42.425	3 3	+32.853	118.4
15	25 Carlos CORTES		DRIVER'S ACADEMY COMPETICION S.L.	HYUNDAI GETZ COPA DIESEL 1.5	1	2:42.742	5 5	+33.170	118.2
16	12 Juan Luis ALTABA		R. A. C. CIRCUITO GUADALOPE	VOLKSWAGEN LUPO GTI 16V 1.6	1	2:44.850	5 5	+35.278	116.7
17	9 Esteban PALACIOS		AUTOMÓVIL CLUB MEDITERRANEO DE ALICANTE	HYUNDAI GETZ COPA DIESEL 1.5	1	2:45.438	4 4	+35.866	116.3
18	20 Carlos DURÁN		ESCUDERÍA FÓRMULA 1	HYUNDAI ACCENT 1.6	1	2:48.605	6 6	+39.033	114.1
19	59 Pablo ESCOLANO		AUTOMÓVIL CLUB ZARAGOZA	SEAT LEÓN 20V T	3	2:53.113	3 3	+43.541	111.1
20	3 Carlos M. ACOSTA A.		AUTOMÓVIL CLUB VEC	RENAULT CLIO CUP III 2.0	2				
21	4 Abel HERNÁNDEZ		RALLYE CLUB COSTA AZAHAR	HYUNDAI ACCENT 1.6	1		2		
22	88 Álvaro RODRÍGUEZ		R. A. C. CIRCUITO GUADALOPE	PORSCHE 968 CS	5				

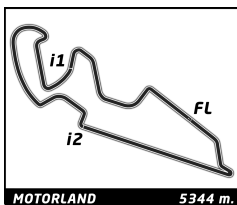
**Fastest Lap:** Lap 4 | Ánder GAMÓN | 2:09.572 | 148.5 Kph

COCHES #14, #34, #40 & #59 - VARIOS TIEMPOS DE VUELTAS ELIMINADOS - LIMITES DE PISTA

Published at: .....9:30.....

Track Status: **DRY**

<b>Stewards:</b> Aimar BARRANCO      Ferrán CABRERA      Ana Paula FERREIRA			<b>Timekeeper:</b> Alberto ESTÉBANEZ	
--------------------------------------------------------------------------------	--	--	-----------------------------------------	--



## Campeonato Regional de Aragón MOTORLAND ARAGON Entrenamientos Clasificatorios 2

### Final Classification by Class

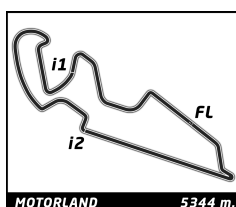
No Driver	Nat	Team	Car	Time	Lap Total	Gap	Kph
<b>1</b>							
1	25	Carlos CORTES	DRIVER'S ACADEMY COMPETICION S.L.	HYUNDAI GETZ COPA DIESEL 1.5	2:42.742	5 5	118.2
2	12	Juan Luis ALTABA	R. A. C. CIRCUITO GUADALOPE	VOLKSWAGEN LUPO GTI 16V 1.6	2:44.850	5 5 +2.108 +2.108	116.7
3	9	Esteban PALACIOS	AUTOMÓVIL CLUB MEDITERRANEO DE ALICANTE	HYUNDAI GETZ COPA DIESEL 1.5	2:45.438	4 4 +2.696 +0.588	116.3
4	20	Carlos DURÁN	ESCUDERÍA FÓRMULA 1	HYUNDAI ACCENT 1.6	2:48.605	6 6 +5.863 +3.167	114.1
5	4	Abel HERNÁNDEZ	RALLYE CLUB COSTA AZAHAR	HYUNDAI ACCENT 1.6		2	
<b>2</b>							
1	13	Carlos SANZ	AUTOTERRENO SPORT	HYUNDAI COUPÉ V6	2:26.737	5 5	131.1
2	10	José Luis CARRILLO	AUTOMÓVIL CLUB ZARAGOZA	HYUNDAI COUPÉ V6 2.7	2:28.974	5 5 +2.237 +2.237	129.1
3	11	Rufino GARGALLO	RALLYE CLUB COSTA AZAHAR	RENAULT CLIO RS 2.0	2:34.249	4 5 +7.512 +5.275	124.7
4	6	Zoe BALDO	AUTOMÓVIL CLUB ALICANTE	RENAULT CLIO 16S 1.8	2:34.563	6 6 +7.826 +0.314	124.5
5	17	Carlos A. ACOSTA R.	AUTOMÓVIL CLUB VEC	PEUGEOT206	2:42.236	5 5 +15.499 +7.673	118.6
6	18	Jesús LAHOZ	R. A. C. CIRCUITO GUADALOPE	ALFA ROMEO GTV 1.750 1ª S. 2.0	2:42.425	3 3 +15.688 +0.189	118.4
7	3	Carlos M. ACOSTA A.	AUTOMÓVIL CLUB VEC	RENAULT CLIO CUP III 2.0			
<b>3</b>							
1	34	Luis Alfredo MAURICE	LUIS ALFREDO MAURICE LAREDO	RENAULT CLIO CUP IV	2:21.521	4 6	135.9
2	40	José PALOMAR	MOTOR CLUB SABADELL	RENAULT CLIO CUP IV	2:22.727	5 5 +1.206 +1.206	134.8
3	14	Daniel OLIVER	R. A. C. CIRCUITO GUADALOPE	RENAULT CLIO CUP IV 1.6	2:23.250	5 6 +1.729 +0.523	134.3
4	28	Manuel BOTELLA	C. D. ESCUDERÍA ESALTO ALTO GUADIATO	RENAULT CLIO CUP IV	2:24.134	6 6 +2.613 +0.884	133.5
5	59	Pablo ESCOLANO	AUTOMÓVIL CLUB ZARAGOZA	SEAT LEÓN 20V T	2:53.113	3 3 +31.592 +28.979	111.1
<b>4</b>							
1	7	Gustavo GOMAR	MOTOR CLUB SABADELL	PEUGEOT 308 RACING CUP	2:16.087	5 7	141.4
2	15	Adrián QUEVEDO	BALBOR MOTORSPORT	NISSAN 350 Z	2:24.692	2 3 +8.605 +8.605	133.0
<b>5</b>							
1	5	Ethan MUNIESA	ETHAN MUNIESA EJARQUE	VOLKSWAGEN SCIROCCO VORTEX GC10	2:16.156	3 3	141.3
2	88	Álvaro RODRÍGUEZ	R. A. C. CIRCUITO GUADALOPE	PORSCHE 968 CS			
<b>TCR</b>							
1	1	Ánder GAMÓN	R. A. C. CIRCUITO GUADALOPE	CUPRA VZ TCR	2:09.572	4 4	148.5

COCHES #14, #34, #40 & #59 - VARIOS TIEMPOS DE VUELTAS ELIMINADOS - LIMITES DE PISTA

Published at: 9:30

Track Status: **DRY**

<b>Stewards:</b> Aimar BARRANCO      Ferrán CABRERA      Ana Paula FERREIRA			<b>Timekeeper:</b> Alberto ESTÉBANEZ	
--------------------------------------------------------------------------------	--	--	-----------------------------------------	--

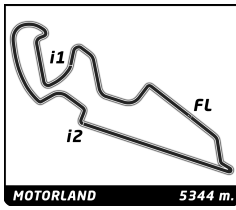


## Campeonato Regional de Aragón MOTORLAND ARAGON

### Entrenamientos Clasificatorios 2

#### Best Top Speed

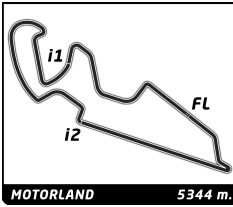
No Driver	Team	Class	Top 1		Top 2		Top 3		Top 4		Top 5		Avg	
			Kph	Lap	Kph	Lap	Kph	Lap	Kph	Lap	Kph	Lap		
1	Ánder GAMÓN	R. A. C. CIRCUITO GUADALOPE	TCR	243.8	4	242.2	3	225.5	1	180.3	2		223,0	
7	Gustavo GOMAR	MOTOR CLUB SABADELL	4	224.1	1	222.2	4	222.2	5	221.8	7	221.3	6	222,3
34	Luis Alfredo MAURICE	LUIS ALFREDO MAURICE LAREDO	3	213.0	5	210.5	4	210.1	2	210.1	3	206.9	1	210,1
28	Manuel BOTELLA	C. D. ESCUDERÍA ESALTO ALTO GUADIATO	3	212.2	6	209.3	5	208.9	2	207.7	1	207.3	4	209,1
5	Ethan MUNIESA	ETHAN MUNIESA EJARQUE	5	212.2	3	211.8	2	211.4	1					211,8
40	José PALOMAR	MOTOR CLUB SABADELL	3	210.1	4	207.3	5	206.5	2	206.5	3	205.7	1	207,2
15	Adrián QUEVEDO	BALBOR MOTORSPORT	4	207.7	2	205.7	1	159.8	3					191,1
14	Daniel OLIVER	R. A. C. CIRCUITO GUADALOPE	3	206.9	4	206.1	5	206.1	6	205.7	2	204.2	1	205,8
13	Carlos SANZ	AUTOTERRENO SPORT	2	205.3	2	202.6	4	201.5	3	201.1	5	197.4	1	201,6
10	José Luis CARRILLO	AUTOMÓVIL CLUB ZARAGOZA	2	203.4	3	201.5	5	201.1	4	155.6	2	145.6	1	181,4
6	Zoe BALDO	AUTOMÓVIL CLUB ALICANTE	2	201.1	1	198.5	6	197.8	4	197.4	5	196.7	2	198,3
18	Jesús LAHOZ	R. A. C. CIRCUITO GUADALOPE	2	191.2	3	178.8	2	149.2	1					173,1
11	Rufino GARGALLO	RALLYE CLUB COSTA AZAHAR	2	188.5	4	187.2	3	184.9	2	184.0	5	147.7	1	178,5
17	Carlos A. ACOSTA R.	AUTOMÓVIL CLUB VEC	2	188.5	4	188.5	5	187.5	1	177.0	2	112.7	3	170,8
9	Esteban PALACIOS	AUTOMÓVIL CLUB MEDITERRANEO DE ALICANTE	1	184.3	4	183.1	3	181.2	2	178.5	1			181,8
25	Carlos CORTES	DRIVER'S ACADEMY COMPETICION S.L.	1	182.4	5	177.9	3	177.9	4	176.2	2	135.7	1	170,0
12	Juan Luis ALTABA	R. A. C. CIRCUITO GUADALOPE	1	182.1	3	181.5	4	181.2	2	179.4	5	157.2	1	176,3
20	Carlos DURÁN	ESCUDERÍA FÓRMULA 1	1	165.6	2	165.6	3	163.6	5	163.4	4	161.9	1	164,0
4	Abel HERNÁNDEZ	RALLYE CLUB COSTA AZAHAR	1	162.4	2	157.0	1							159,7
59	Pablo ESCOLANO	AUTOMÓVIL CLUB ZARAGOZA	3	147.9	3	143.2	1	111.7	2					134,3
3	Carlos M. ACOSTA A.	AUTOMÓVIL CLUB VEC	2											
88	Álvaro RODRÍGUEZ	R. A. C. CIRCUITO GUADALOPE	5											



## Campeonato Regional de Aragón MOTORLAND ARAGON Entrenamientos Clasificatorios 2

### Best Sector Times

Sector 1			Sector 2			Sector 3			Ideal Lap	Best Lap	
Pos	No Driver	Time	No Driver	Time	No Driver	Time	Pos	No Driver			
1	1 Á.GAMÓN	33.497	1 Á.GAMÓN	56.445	1 Á.GAMÓN	39.630	1	1 Á.GAMÓN	2:09.572	2:09.572	(1)
2	7 G.GOMAR	35.187	5 E.MUNIESA	58.441	7 G.GOMAR	41.795	2	7 G.GOMAR	2:16.012	2:16.087	(2)
3	5 E.MUNIESA	35.229	7 G.GOMAR	59.030	5 E.MUNIESA	42.486	3	5 E.MUNIESA	2:16.156	2:16.156	(3)
4	34 L.MAURICE	36.526	34 L.MAURICE	1:01.021	34 L.MAURICE	43.478	4	34 L.MAURICE	2:21.025	2:21.521	(4)
5	15 A.QUEVEDO	36.694	14 D.OLIVER	1:01.502	40 J.PALOMAR	43.766	5	40 J.PALOMAR	2:22.727	2:22.727	(5)
6	14 D.OLIVER	37.230	40 J.PALOMAR	1:01.611	14 D.OLIVER	44.009	6	14 D.OLIVER	2:22.741	2:23.250	(6)
7	40 J.PALOMAR	37.350	28 M.BOTELLA	1:01.754	28 M.BOTELLA	44.073	7	28 M.BOTELLA	2:23.412	2:24.134	(7)
8	28 M.BOTELLA	37.585	15 A.QUEVEDO	1:02.428	15 A.QUEVEDO	44.915	8	15 A.QUEVEDO	2:24.037	2:24.692	(8)
9	13 C.SANZ	38.402	13 C.SANZ	1:02.611	13 C.SANZ	45.460	9	13 C.SANZ	2:26.473	2:26.737	(9)
10	10 J.CARRILLO	38.523	10 J.CARRILLO	1:03.209	10 J.CARRILLO	45.923	10	10 J.CARRILLO	2:27.655	2:28.974	(10)
11	11 R.GARGALLO	39.952	11 R.GARGALLO	1:05.913	6 Z.BALDO	46.909	11	11 R.GARGALLO	2:34.174	2:34.249	(11)
12	6 Z.BALDO	40.222	6 Z.BALDO	1:07.432	11 R.GARGALLO	48.309	12	6 Z.BALDO	2:34.563	2:34.563	(12)
13	18 J.LAHOZ	41.853	17 C.ACOSTA R.	1:09.507	18 J.LAHOZ	49.125	13	18 J.LAHOZ	2:41.251	2:42.425	(14)
14	17 C.ACOSTA R.	42.220	25 C.CORTES	1:09.583	9 E.PALACIOS	49.907	14	17 C.ACOSTA R.	2:42.236	2:42.236	(13)
15	25 C.CORTES	42.335	18 J.LAHOZ	1:10.273	17 C.ACOSTA R.	50.509	15	25 C.CORTES	2:42.742	2:42.742	(15)
16	12 J.ALTABA	42.336	20 C.DURÁN	1:11.409	12 J.ALTABA	50.754	16	12 J.ALTABA	2:44.850	2:44.850	(16)
17	9 E.PALACIOS	43.372	12 J.ALTABA	1:11.760	25 C.CORTES	50.824	17	9 E.PALACIOS	2:45.438	2:45.438	(17)
18	20 C.DURÁN	43.488	9 E.PALACIOS	1:12.159	20 C.DURÁN	53.402	18	20 C.DURÁN	2:48.299	2:48.605	(18)
19	4 A.HERNÁNDEZ	44.165	59 P.ESCOLANO	1:13.261	4 A.HERNÁNDEZ	54.157	19	4 A.HERNÁNDEZ	2:51.587		
20	59 P.ESCOLANO	44.644	4 A.HERNÁNDEZ	1:13.265	59 P.ESCOLANO	55.208	20	59 P.ESCOLANO	2:53.113	2:53.113	(19)



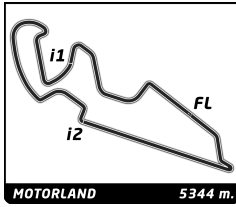
## Campeonato Regional de Aragón

### MOTORLAND ARAGON

#### Entrenamientos Clasificatorios 2

#### Fastest Lap Sequence

Elapsed	No Driver	Team	Car	Class	Time	Kph	Lap
5:03.940	5 Ethan MUNIESA	ETHAN MUNIESA EJARQUE	VOLKSWAGEN SCIROCCO VORTEX GC10	5	2:17.691	139.7	2
7:18.113	1 Ánder GAMÓN	R. A. C. CIRCUITO GUADALOPE	CUPRA VZ TCR	TCR	2:10.069	147.9	3
9:27.685	1 Ánder GAMÓN	R. A. C. CIRCUITO GUADALOPE	CUPRA VZ TCR	TCR	2:09.572	148.5	4



# Campeonato Regional de Aragón

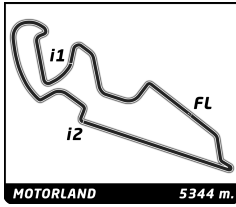
## MOTORLAND ARAGON

### Entrenamientos Clasificatorios 2

## Sector Analysis

— Invalidated Lap    ■ Personal Best    ■ Session Best    B Crossing the pit lane

Lap	Time	Sector 1	Sector 2	Sector 3	T.Spd	Elapsed	Lap	Time	Sector 1	Sector 2	Sector 3	T.Spd	Elapsed
<b>1</b> Ánder GAMÓN							R. A. C. CIRCUITO GUADALOPE CUPRA VZ TCR						
1	2:39.104	46.431	1:09.029	43.644	225.5	2:39.104	2	2:35.967	<b>39.952</b>	1:07.244	48.771	184.9	6:49.661
2	2:28.940	35.145	1:05.950	47.845	180.3	5:08.044	3	2:34.429	39.962	1:06.084	48.383	187.2	9:24.090
3	2:10.069	33.647	56.717	39.705	242.2	7:18.113	4	<b>2:34.249</b>	40.027	<b>1:05.913</b>	<b>48.309</b>	188.5	11:58.339
4	<b>2:09.572</b>	<b>33.497</b>	<b>56.445</b>	<b>39.630</b>	243.8	9:27.685	5	2:56.164	53.852	1:13.590	48.722	184.0	14:54.503
<b>4</b> Abel HERNÁNDEZ							RALLYE CLUB COSTA AZAHAR HYUNDAI ACCENT 1.6						
1	3:20.333	1:07.918	1:18.258	<b>54.157</b>	157.0	3:20.333	<b>12</b> Juan Luis ALTABA						
2	2:56.417	<b>44.165</b>	<b>1:13.265</b>	58.987	162.4	6:16.750	R. A. C. CIRCUITO GUADALOPE VOLKSWAGEN LUPO GTI 16V 1.6						
<b>5</b> Ethan MUNIESA							1	3:19.558	1:07.404	1:18.352	53.802	157.2	3:19.558
ETHAN MUNIESA EJARQUE VOLKSWAGEN SCIROCCO VORTEX GC10							2	2:48.919	44.155	1:13.534	51.230	181.2	6:08.477
1	2:46.249	58.868	1:03.937	43.444	211.4	2:46.249	3	2:47.623	43.361	1:13.206	51.056	182.1	8:56.100
2	2:17.691	35.289	59.654	42.748	211.8	5:03.940	4	2:45.768	42.408	1:12.386	50.974	181.5	11:41.868
3	<b>2:16.156</b>	<b>35.229</b>	<b>58.441</b>	<b>42.486</b>	212.2	7:20.096	5	<b>2:44.850</b>	<b>42.336</b>	<b>1:11.760</b>	<b>50.754</b>	179.4	14:26.718
<b>6</b> Zoe BALDO							<b>13</b> Carlos SANZ						
AUTOMÓVIL CLUB ALICANTE RENAULT CLIO 16S 1.8							AUTOTERRENO SPORT HYUNDAI COUPÉ V6						
1	3:01.848	1:04.472	1:10.334	47.042	201.1	3:01.848	1	2:59.425	1:03.750	1:08.469	47.206	197.4	2:59.425
2	2:37.250	41.912	1:08.031	47.307	196.7	5:39.098	2	2:37.152	<b>38.651</b>	1:07.108	51.393	205.3	5:36.577
3	2:36.126	41.229	1:07.671	47.226	196.4	8:15.224	3	3:36.176	1:43.409	1:06.278	46.489	201.5	9:12.753
4	2:36.145	40.781	1:08.006	47.358	197.8	10:51.369	4	2:28.619	<b>38.402</b>	1:03.947	46.270	202.6	11:41.372
5	2:35.720	40.657	1:08.020	47.043	197.4	13:27.089	5	<b>2:26.737</b>	<b>38.666</b>	<b>1:02.611</b>	<b>45.460</b>	201.1	14:08.109
6	<b>2:34.563</b>	<b>40.222</b>	<b>1:07.432</b>	<b>46.909</b>	198.5	16:01.652	<b>14</b> Daniel OLIVER						
<b>7</b> Gustavo GOMAR							R. A. C. CIRCUITO GUADALOPE RENAULT CLIO CUP IV 1.6						
MOTOR CLUB SABADELL PEUGEOT 308 RACING CUP							1	2:50.900	57.570	1:08.331	44.999	204.2	2:50.900
1	3:01.892	1:10.292	1:07.884	43.716	224.1	3:01.892	2	2:24.128	<b>37.230</b>	1:02.889	<b>44.009</b>	205.7	5:15.028
2	2:20.674	36.906	1:01.731	42.037	220.9	5:22.566	3	2:45.045	<b>37.529</b>	1:14.122	<b>53.394</b>	147.9	8:00.073
3	2:17.584	35.489	1:00.216	41.879	220.9	7:40.150	4	2:24.590	37.487	1:03.062	44.041	206.9	10:24.663
4	2:17.048	35.557	59.386	42.105	222.2	9:57.198	5	<b>2:23.250</b>	37.462	<b>1:01.502</b>	44.286	206.1	12:47.913
5	<b>2:16.087</b>	35.260	<b>59.030</b>	41.797	222.2	12:13.285	6	2:23.782	37.264	1:02.015	44.503	206.1	15:11.695
6	2:17.010	<b>35.187</b>	1:00.028	<b>41.795</b>	221.3	14:30.295	<b>15</b> Adrián QUEVEDO						
7	2:17.204	35.729	59.650	41.825	221.8	16:47.499	BALBOR MOTORSPORT NISSAN 350 Z						
<b>9</b> Esteban PALACIOS							1	2:51.843	59.993	1:06.769	45.081	205.7	2:51.843
AUTOMÓVIL CLUB MEDITERRANEC HYUNDAI GETZ COPA DIESEL 1.5							2	<b>2:24.692</b>	37.349	<b>1:02.428</b>	<b>44.915</b>	207.7	5:16.535
1	3:15.362	1:05.998	1:17.968	51.396	178.5	3:15.362	3	2:34.735	36.927	1:05.975	51.833	159.8	7:51.270
2	2:51.537	46.215	1:14.420	50.902	181.2	6:06.899	<b>17</b> Carlos A. ACOSTA R.						
3	2:47.515	44.216	1:13.189	50.110	183.1	8:54.414	AUTOMÓVIL CLUB VEC PEUGEOT206						
4	<b>2:45.438</b>	<b>43.372</b>	<b>1:12.159</b>	<b>49.907</b>	184.3	11:39.852	1	3:10.313	1:02.496	1:15.311	52.506	187.5	3:10.313
<b>10</b> José Luis CARRILLO							2	3:10.737	54.653	1:22.422	53.662	177.0	6:21.050
AUTOMÓVIL CLUB ZARAGOZA HYUNDAI COUPÉ V6 2.7							3	<b>3:20.189</b>	<b>42.965</b>	1:19.689	1:17.535	112.7	9:41.239
1	3:21.751	1:23.133	1:07.875	50.743	145.6	3:21.751	4	4:09.718	2:06.753	1:12.405	50.560	188.5	13:50.957
2	2:57.215	<b>46.158</b>	1:11.976	59.081	155.6	6:18.966	5	<b>2:42.236</b>	<b>42.220</b>	<b>1:09.507</b>	<b>50.509</b>	188.5	16:33.193
3	3:37.104	1:47.705	1:03.476	<b>45.923</b>	203.4	9:56.070	<b>18</b> Jesús LAHOZ						
4	2:29.578	40.389	<b>1:03.209</b>	45.980	201.1	12:25.648	R. A. C. CIRCUITO GUADALOPE ALFA ROMEO GTV 1.750 1 <sup>a</sup> S. 2.0						
5	<b>2:28.974</b>	<b>38.523</b>	1:03.875	46.576	201.5	14:54.622	1	3:20.123	1:01.277	1:20.965	57.881	149.2	3:20.123
<b>11</b> Rufino GARGALLO							2	3:00.013	51.958	1:16.563	51.492	178.8	6:20.136
RALLYE CLUB COSTA AZAHAR RENALT CLIO RS 2.0							3	<b>2:42.425</b>	43.027	<b>1:10.273</b>	<b>49.125</b>	191.2	9:02.561
1	4:13.694	1:59.667	1:14.178	59.849	147.7	4:13.694	<b>20</b> Carlos DURÁN						
<b>12</b> Juan Luis ALTABA							ESCUDERÍA FÓRMULA 1 HYUNDAI ACCENT 1.6						
1	3:18.210	1:05.494	1:17.528	55.188	161.9	3:18.210	1	3:18.210	1:05.494	1:17.528	55.188	161.9	3:18.210
2	2:55.477	44.649	1:15.751	55.077	165.6	6:13.687	2	2:55.477	44.649	1:15.751	55.077	165.6	6:13.687
3	2:48.710	43.540	1:11.768	<b>53.402</b>	165.6	9:02.397	3	2:48.710	43.540	1:11.768	<b>53.402</b>	165.6	9:02.397
4	2:49.688	<b>43.488</b>	1:12.036	54.164	163.4	11:52.085	4	2:49.688	<b>43.488</b>	1:12.036	54.164	163.4	11:52.085



# Campeonato Regional de Aragón

## MOTORLAND ARAGON

### Entrenamientos Clasificatorios 2

## Sector Analysis

— Invalidated Lap    ■ Personal Best    ■ Session Best    B Crossing the pit lane

Lap	Time	Sector 1	Sector 2	Sector 3	T.Spd	Elapsed	Lap	Time	Sector 1	Sector 2	Sector 3	T.Spd	Elapsed
5	2:49.925	43.774	1:12.377	53.774	163.6	14:42.010							
6	<b>2:48.605</b>	43.506	<b>1:11.409</b>	53.690	161.7	17:30.615							

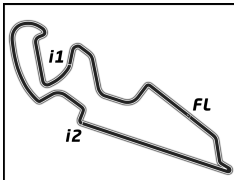
25 Carlos CORTES		DRIVER'S ACADEMY COMPETICION		HYUNDAI GETZ COPA DIESEL 1.5		
1	3:36.499	1:12.462	1:23.283	1:00.754	135.7	3:36.499
2	2:51.814	45.351	1:14.657	51.806	176.2	6:28.313
3	2:45.047	42.558	1:10.110	52.379	177.9	9:13.360
4	3:02.087	52.504	1:17.967	51.616	177.9	12:15.447
5	<b>2:42.742</b>	<b>42.335</b>	<b>1:09.583</b>	<b>50.824</b>	182.4	14:58.189

28 Manuel BOTELLA		C. D. ESCUDERÍA ESALTO ALTO GI		RENAULT CLIO CUP IV		
1	2:59.229	1:07.665	1:06.414	45.150	207.7	2:59.229
2	2:25.191	38.260	1:02.510	44.421	208.9	5:24.420
3	2:24.776	<b>37.585</b>	1:02.120	45.071	205.7	7:49.196
4	2:25.124	37.688	1:02.758	44.678	207.3	10:14.320
5	2:25.468	39.244	1:02.151	<b>44.073</b>	209.3	12:39.788
6	<b>2:24.134</b>	37.650	<b>1:01.754</b>	44.730	212.2	15:03.922

34 Luis Alfredo MAURICE		LUIS ALFREDO MAURICE LAREDO		RENAULT CLIO CUP IV		
1	3:56.754	1:56.871	1:14.877	45.006	206.9	3:56.754
2	2:22.752	36.758	1:02.240	43.754	210.1	6:19.506
3	2:23.112	37.364	1:02.270	<b>43.478</b>	210.1	8:42.618
4	<b>2:21.521</b>	36.841	<b>1:01.021</b>	43.659	210.5	11:04.139
5	2:22.081	<b>36.526</b>	1:01.432	44.123	213.0	13:26.220
6	<u>2:30.080</u>	<u>37.372</u>	<u>1:07.277</u>	<u>45.431</u>	197.4	15:56.300

40 José PALOMAR		MOTOR CLUB SABADELL		RENAULT CLIO CUP IV		
1	3:02.450	1:08.401	1:08.624	45.425	205.7	3:02.450
2	2:26.347	38.635	1:03.488	44.224	206.5	5:28.797
3	2:23.663	37.786	1:02.033	43.844	206.5	7:52.460
4	<u>2:22.571</u>	<u>37.181</u>	<u>1:01.539</u>	<u>43.851</u>	210.1	10:15.031
5	<b>2:22.727</b>	<b>37.350</b>	<b>1:01.611</b>	<b>43.766</b>	207.3	12:37.758

59 Pablo ESCOLANO		AUTOMÓVIL CLUB ZARAGOZA		SEAT LEÓN 20V T		
1	<u>8:37.772</u>	<u>6:21.541</u>	<u>1:19.946</u>	<u>56.285</u>	143.2	8:37.772
2	3:08.100	47.438	1:19.263	1:01.399	111.7	11:45.872
3	<b>2:53.113</b>	<b>44.644</b>	<b>1:13.261</b>	<b>55.208</b>	147.9	14:38.985





MOTORLAND 5344 m.

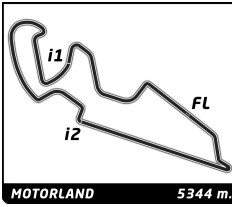
# Campeonato Regional de Aragón

## MOTORLAND ARAGON

### Entrenamientos Clasificatorios 2

#### Flag Analysis

Flag	Time
 GREEN FLAG	17:30:00.000
 CHEQUERED FLAG	17:45:00.000



# Campeonato Regional de Aragón


## MOTORLAND ARAGON

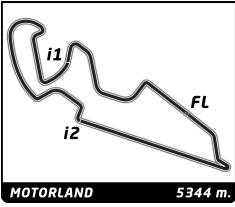
### Entrenamientos Clasificatorios 2

### Provisional Race Director Report

Hour	Flag	Message
17:30:01		PIT LANE ABIERTO
17:40:07		COCHE 5 PARADO EN CURVA 15
17:43:44		COCHE 15 PARADO EN CURVA 15
17:46:49		BANDERA A CUADROS

Published at: .....

<b>Race Director:</b> Jose Luis OMELLA	<b>Timekeeper:</b> Alberto ESTEBANEZ 
-------------------------------------------	----------------------------------------------------------------------------------------------------------------------------------



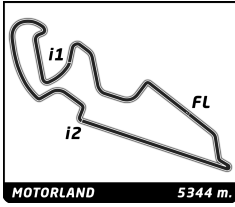
# Track Limits Analysis

No	Driver	Team	T.L. Nr	Camera	Lap	Time
----	--------	------	---------	--------	-----	------

Total Infractions:

TOTAL TRACK LIMITS:

Published at: .....

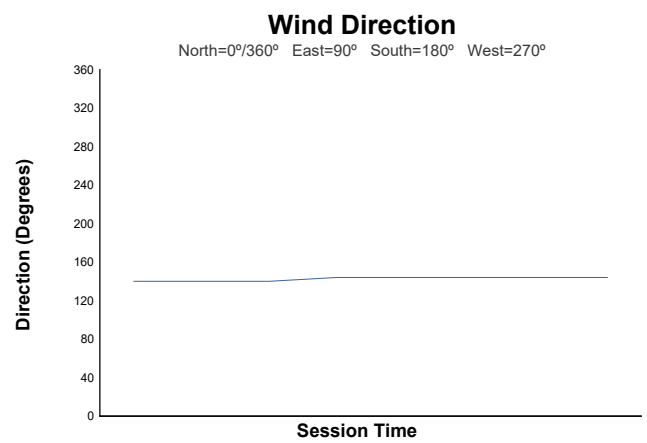
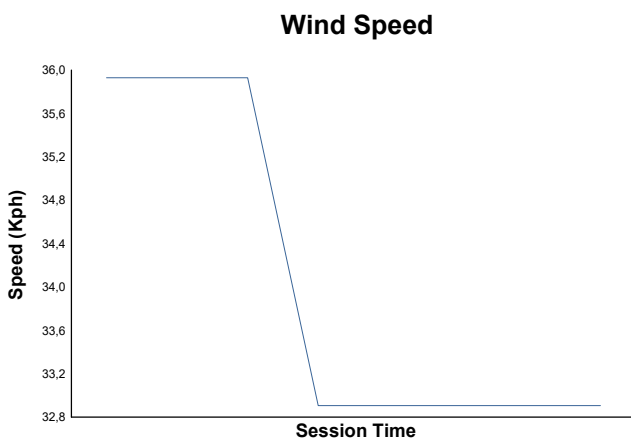
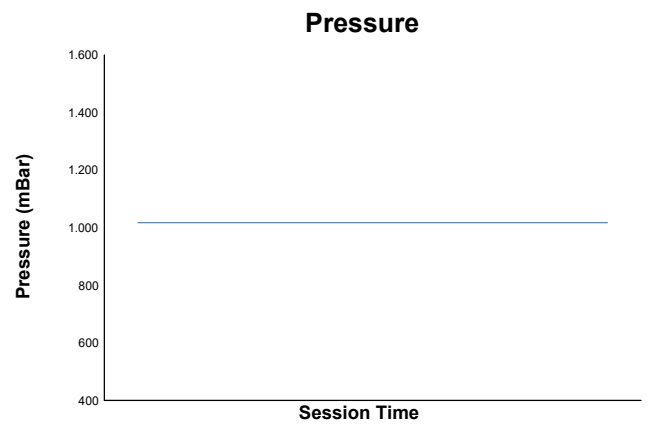
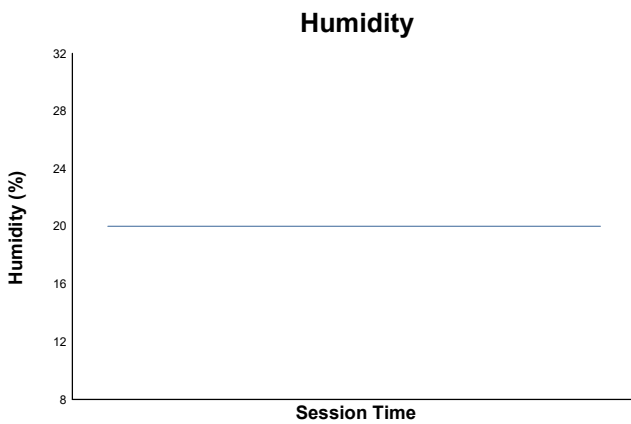
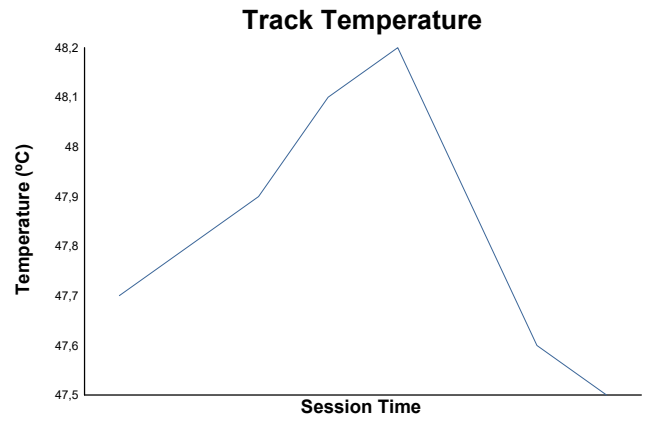
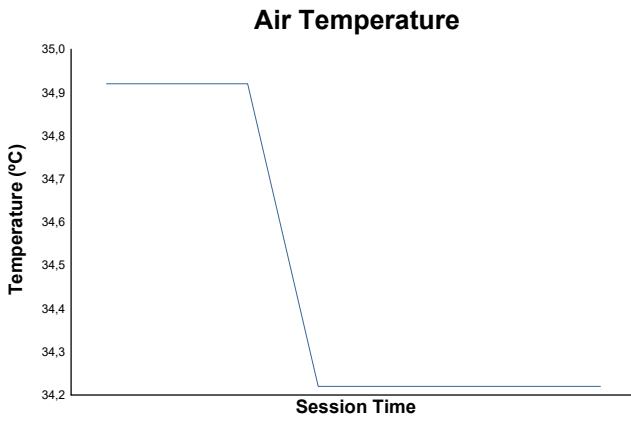


# MOTORLAND ARAGON

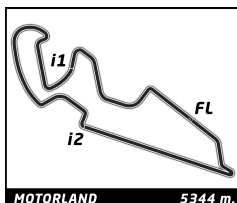
## Campeonato Regional de Aragón

### Entrenamientos Clasificatorios 2

### Weather Report



Track Status: **DRY**



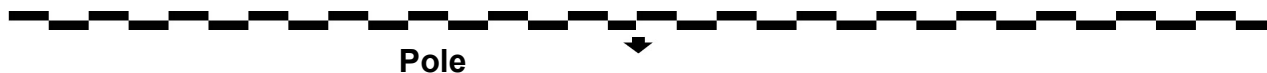
# Campeonato Regional de Aragón

## MOTORLAND ARAGON

### Carrera 1 (20 Minutes +1 Lap)

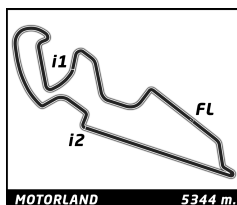
### Final Starting Grid

2:48.660	<b>Santiago PRIETO</b>	ESCUDERÍA FÓRMULA 1	20	- 10 -	9	AUTOMÓVIL CLUB MEDITERRANEO DE ALICANTE	Esteban PALACIOS	2:54.126
2:43.631	<b>Carlos CORTES</b>	DRIVER'S ACADEMY COMPETICION S.L.	25	- 9 -	12	R. A. C. CIRCUITO GUADALOPE	Juan Luis ALTABA	2:44.311
2:41.101	<b>Jesús LAHOZ</b>	R. A. C. CIRCUITO GUADALOPE	18	- 8 -	4	RALLYE CLUB COSTA AZAHAR	Abel HERNÁNDEZ	2:43.395
2:36.022	<b>Zoe BALDO</b>	AUTOMÓVIL CLUB ALICANTE	6	- 7 -	17	AUTOMÓVIL CLUB VEC	Carlos A. ACOSTA R.	2:40.444
2:34.109	<b>Rufino GARGALLO</b>	RALLYE CLUB COSTA AZAHAR	11	- 6 -	59	AUTOMÓVIL CLUB ZARAGOZA	Eduardo ESCOLANO	2:35.529
2:27.087	<b>José Luis CARRILLO</b>	AUTOTERRENO SPORT	13	- 5 -	10	AUTOMÓVIL CLUB ZARAGOZA	Carlos SANZ	2:27.136
2:24.730	<b>Adrián QUEVEDO</b>	BALBOR MOTORSPORT	15	- 4 -	28	C. D. ESCUDERÍA ESALTO ALTO GUADIATO	Manuel BOTELLA	2:25.156
2:22.984	<b>José PALOMAR</b>	MOTOR CLUB SABADELL	40	- 3 -	14	R. A. C. CIRCUITO GUADALOPE	Daniel OLIVER	2:23.496
2:16.934	<b>Gustavo GOMAR</b>	MOTOR CLUB SABADELL	7	- 2 -	34	LUIS ALFREDO MAURICE LAREDO	Luis Alfredo MAURICE	2:21.696
2:10.181	<b>Ánder GAMÓN</b>	R. A. C. CIRCUITO GUADALOPE	1	- 1 -	5	ETHAN MUNIESA EJARQUE	Ethan MUNIESA	2:13.870



Published at: .....

<b>Stewards:</b> Aimar BARRANCO      Ferrán CABRERA      Ana Paula FERREIRA	<b>Timekeeper:</b> Alberto ESTÉBANEZ 
--------------------------------------------------------------------------------	---------------------------------------------



# Campeonato Regional de Aragón

## MOTORLAND ARAGON

### Carrera 1 (20 Minutes +1 Lap)

### Final Classification

No	Driver	Nat	Team	Car	Cl.	Laps	Total Time	Gap	Kph	Best Lap		
										Lap	Time	Kph
1	1 Ánder GAMÓN		R. A. C. CIRCUITO GUADALOPE	CUPRA VZ TCR	TCR	11	<b>24:24.306</b>	-	144.5	4	<b>2:08.790</b>	149.4
2	5 Ethan MUNIESA		ETHAN MUNIESA EJARQUE	VOLKSWAGEN SCIROCCO VORTEX GC10	5	11	25:31.273	+1:06.967	138.2	11	2:17.342	140.1
3	7 Gustavo GOMAR		MOTOR CLUB SABADELL	PEUGEOT 308 RACING CUP	4	11	25:37.207	+1:12.901	137.7	10	2:14.590	142.9
4	40 José PALOMAR		MOTOR CLUB SABADELL	RENAULT CLIO CUP IV	3	11	25:59.574	+1:35.268	135.7	10	2:20.360	137.1
5	34 Luis Alfredo MAURICE		LUIS ALFREDO MAURICE LAREDO	RENAULT CLIO CUP IV	3	11	26:10.838	+1:46.532	134.7	6	2:19.753	137.7
6	28 Manuel BOTELLA		C. D. ESCUDERÍA ESALTO ALTO R. A. C. CIRCUITO GUADALOPE	RENAULT CLIO CUP IV	3	11	26:20.700	+1:56.394	133.9	5	2:22.437	135.1
7	14 Daniel OLIVER		R. A. C. CIRCUITO GUADALOPE	RENAULT CLIO CUP IV 1.6	3	11	26:32.613	+2:08.307	132.9	3	2:21.442	136.0
8	15 Adrián QUEVEDO		BALBOR MOTORSPORT	NISSAN 350 Z	4	10	24:38.938	1 Lap	130.1	5	2:23.395	134.2
9	10 José Luis CARRILLO		AUTOMÓVIL CLUB ZARAGOZA	HYUNDAI COUPÉ V6 2.7	2	10	25:01.692	1 Lap	128.1	3	2:26.720	131.1
10	13 José Luis CARRILLO		AUTOTERRENO SPORT	HYUNDAI COUPÉ V6	2	10	25:30.489	1 Lap	125.7	3	2:25.269	132.4
11	6 Zoe BALDO		AUTOMÓVIL CLUB ALICANTE	RENAULT CLIO 16S 1.8	2	10	25:47.724	1 Lap	124.3	4	2:32.269	126.3
12	59 Eduardo ESCOLANO		AUTOMÓVIL CLUB ZARAGOZA	SEAT LEÓN 20V T	3	10	26:24.738	1 Lap	121.4	5	2:33.859	125.0
13	17 Carlos A. ACOSTA R.		AUTOMÓVIL CLUB VEC	PEUGEOT206	2	10	26:46.225	1 Lap	119.8	6	2:36.743	122.7
14	18 Jesús LAHOZ		R. A. C. CIRCUITO GUADALOPE	ALFA ROMEO GTV 1.750 1ª S. 2.0	2	10	27:01.846	1 Lap	118.6	2	2:37.600	122.1
15	25 Carlos CORTES		DRIVER'S ACADEMY COMPETICION S.L	HYUNDAI GETZ COPA DIESEL 1.5	1	9	24:32.005	2 Laps	117.6	5	2:40.596	119.8
16	12 Juan Luis ALTABA		R. A. C. CIRCUITO GUADALOPE	VOLKSWAGEN LUPO GTI 16V 1.6	1	9	24:41.472	2 Laps	116.9	4	2:42.354	118.5
17	4 Abel HERNÁNDEZ		RALLYE CLUB COSTA AZAHAR	HYUNDAI ACCENT 1.6	1	9	24:46.528	2 Laps	116.5	3	2:42.230	118.6
18	20 Santiago PRIETO		ESCUDERÍA FÓRMULA 1	HYUNDAI ACCENT 1.6	1	9	25:29.557	2 Laps	113.2	3	2:46.536	115.5
19	11 Rufino GARGALLO		RALLYE CLUB COSTA AZAHAR	RENALT CLIO RS 2.0	2	7	18:11.299	4 Laps	123.4	4	2:32.093	126.5
20	9 Esteban PALACIOS		AUTOMÓVIL CLUB MEDITERRANEO DE ALICANTE	HYUNDAI GETZ COPA DIESEL 1.5	1	7	19:53.483	4 Laps	112.8	5	2:44.674	116.8

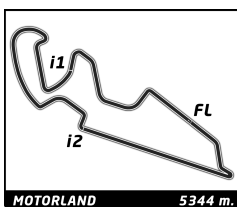
<b>Pole Position:</b>	Ánder GAMÓN	<b>2:10.181</b>	147.8 Kph
<b>Fastest Lap:</b>	Lap4 Ánder GAMÓN	<b>2:08.790</b>	149.4 Kph

COCHES #34 & #40 - TIEMPO DE PENALIZACIÓN DE 1 SEGUNDO - LIMITES DE PISTA  
 COCHE #14 - TIEMPO DE PENALIZACIÓN DE 1 + 4 SEGUNDOS - LIMITES DE PISTA

Published at: .....

Track Status: **DRY**

<b>Stewards:</b> Aimar BARRANCO      Ferrán CABRERA      Ana Paula FERREIRA	<b>Timekeeper:</b> Alberto ESTÉBANEZ 
--------------------------------------------------------------------------------	---------------------------------------------



## Campeonato Regional de Aragón

### MOTORLAND ARAGON

#### Carrera 1 (20 Minutes +1 Lap)

### Final Classification by Class

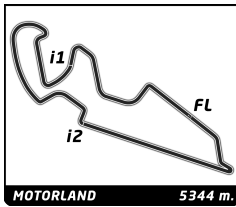
No	Driver	Nat	Team	Car	Laps	Total Time	Gap	Kph	Best Lap			
									Lap	Time	Kph	
<b>1</b>												
1	25 Carlos CORTES		DRIVER'S ACADEMY COMPETICION S.L.	HYUNDAI GETZ COPA DIESEL 1.5	9	24:32.005		117.6	5	2:40.596	119.8	
2	12 Juan Luis ALTABA		R. A. C. CIRCUITO GUADALOPE	VOLKSWAGEN LUPO GTI 16V 1.6	9	24:41.472	+9.467	116.9	4	2:42.354	118.5	
3	4 Abel HERNÁNDEZ		RALLYE CLUB COSTA AZAHAR	HYUNDAI ACCENT 1.6	9	24:46.528	+14.523	116.5	3	2:42.230	118.6	
4	20 Santiago PRIETO		ESCUDERIA FÓRMULA 1	HYUNDAI ACCENT 1.6	9	25:29.557	+57.552	113.2	3	2:46.536	115.5	
5	9 Esteban PALACIOS		AUTOMÓVIL CLUB MEDITERRANEO DE ALICANTE	HYUNDAI GETZ COPA DIESEL 1.5	7	19:53.483	2 Laps	112.8	5	2:44.674	116.8	
<b>2</b>												
1	10 José Luis CARRILLO		AUTOMÓVIL CLUB ZARAGOZA	HYUNDAI COUPÉ V6 2.7	10	25:01.692		128.1	3	2:26.720	131.1	
2	13 José Luis CARRILLO		AUTOTERRENO SPORT	HYUNDAI COUPÉ V6	10	25:30.489	+28.797	125.7	3	2:25.269	132.4	
3	6 Zoe BALDO		AUTOMÓVIL CLUB ALICANTE	RENAULT CLIO 16S 1.8	10	25:47.724	+46.032	124.3	4	2:32.269	126.3	
4	17 Carlos A. ACOSTA R.		AUTOMÓVIL CLUB VEC	PEUGEOT206	10	26:46.225	+1'44.533	119.8	6	2:36.743	122.7	
5	18 Jesús LAHOZ		R. A. C. CIRCUITO GUADALOPE	ALFA ROMEO GTV 1.750 1ª S. 2.0	10	27:01.846	+2'00.154	118.6	2	2:37.600	122.1	
6	11 Rufino GARGALLO		RALLYE CLUB COSTA AZAHAR	RENALT CLIO RS 2.0	7	18:11.299	3 Laps	123.4	4	2:32.093	126.5	
<b>3</b>												
1	40 José PALOMAR		MOTOR CLUB SABADELL	RENAULT CLIO CUP IV	11	25:59.574		135.7	10	2:20.360	137.1	
2	34 Luis Alfredo MAURICE		LUIS ALFREDO MAURICE LAREDO	RENAULT CLIO CUP IV	11	26:10.838	+11.264	134.7	6	2:19.753	137.7	
3	28 Manuel BOTELLA		C. D. ESCUDERIA ESALTO ALTO GUADIATO	RENAULT CLIO CUP IV	11	26:20.700	+21.126	133.9	5	2:22.437	135.1	
4	14 Daniel OLIVER		R. A. C. CIRCUITO GUADALOPE	RENAULT CLIO CUP IV 1.6	11	26:32.613	+33.039	132.9	3	2:21.442	136.0	
5	59 Eduardo ESCOLANO		AUTOMÓVIL CLUB ZARAGOZA	SEAT LEÓN 20V T	10	26:24.738	1 Lap	121.4	5	2:33.859	125.0	
<b>4</b>												
1	7 Gustavo GOMAR		MOTOR CLUB SABADELL	PEUGEOT 308 RACING CUP	11	25:37.207		137.7	10	2:14.590	142.9	
2	15 Adrián QUEVEDO		BALBOR MOTORSPORT	NISSAN 350 Z	10	24:38.938	1 Lap	130.1	5	2:23.395	134.2	
<b>5</b>												
1	5 Ethan MUNIESA		ETHAN MUNIESA EJARQUE	VOLKSWAGEN SCIROCCO VORTEX GC10	11	25:31.273		138.2	11	2:17.342	140.1	
<b>TCR</b>												
1	1 Ánder GAMÓN		R. A. C. CIRCUITO GUADALOPE	CUPRA VZ TCR	11	24:24.306		144.5	4	2:08.790	149.4	

COCHES #34 & #40 - TIEMPO DE PENALIZACIÓN DE 1 SEGUNDO - LIMITES DE PISTA  
 COCHE #14 - TIEMPO DE PENALIZACIÓN DE 1 + 4 SEGUNDOS - LIMITES DE PISTA

Published at: .....

Track Status: **DRY**

<b>Stewards:</b> Aimar BARRANCO                      Ferrán CABRERA                      Ana Paula FERREIRA			<b>Timekeeper:</b> Alberto ESTÉBANEZ	



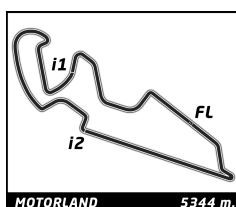
## Campeonato Regional de Aragón

### MOTORLAND ARAGON

#### Carrera 1

#### Best Sector Times

Sector 1			Sector 2			Sector 3			Ideal Lap	Best Lap
Pos	No Driver	Time	No Driver	Time	No Driver	Time	Pos	No Driver		
1	1 Á.GAMÓN	33.153	1 Á.GAMÓN	56.045	1 Á.GAMÓN	39.311	1	1 Á.GAMÓN	2:08.509	2:08.790 (1)
2	7 G.GOMAR	34.862	5 E.MUNIESA	58.320	7 G.GOMAR	40.864	2	7 G.GOMAR	2:14.071	2:14.590 (2)
3	5 E.MUNIESA	35.436	7 G.GOMAR	58.345	5 E.MUNIESA	42.036	3	5 E.MUNIESA	2:15.792	2:17.342 (3)
4	34 L.MAURICE	36.047	34 L.MAURICE	1:00.161	34 L.MAURICE	43.144	4	34 L.MAURICE	2:19.352	2:19.753 (4)
5	40 J.PALOMAR	36.425	40 J.PALOMAR	1:00.364	40 J.PALOMAR	43.218	5	40 J.PALOMAR	2:20.007	2:20.360 (5)
6	28 M.BOTELLA	36.624	14 D.OLIVER	1:00.937	14 D.OLIVER	43.403	6	14 D.OLIVER	2:21.102	2:21.442 (6)
7	14 D.OLIVER	36.762	28 M.BOTELLA	1:01.084	28 M.BOTELLA	43.706	7	28 M.BOTELLA	2:21.414	2:22.437 (7)
8	13 J.CARRILLO	37.878	13 J.CARRILLO	1:02.361	13 J.CARRILLO	44.787	8	13 J.CARRILLO	2:25.026	2:25.269 (9)
9	10 C.SANZ	37.986	10 C.SANZ	1:02.451	10 C.SANZ	45.378	9	10 C.SANZ	2:25.815	2:26.720 (10)
10	11 R.GARGALLO	39.079	11 R.GARGALLO	1:05.661	6 Z.BALDO	46.363	10	11 R.GARGALLO	2:31.590	2:32.093 (11)
11	6 Z.BALDO	39.484	6 Z.BALDO	1:05.856	11 R.GARGALLO	46.850	11	6 Z.BALDO	2:31.703	2:32.269 (12)
12	59 E.ESCOLANO	39.794	59 E.ESCOLANO	1:06.020	59 E.ESCOLANO	47.589	12	59 E.ESCOLANO	2:33.403	2:33.859 (13)
13	18 J.LAHOZ	40.919	17 C.ACOSTA R.	1:06.874	17 C.ACOSTA R.	47.972	13	17 C.ACOSTA R.	2:36.254	2:36.743 (14)
14	17 C.ACOSTA R.	41.408	18 J.LAHOZ	1:08.191	18 J.LAHOZ	48.154	14	18 J.LAHOZ	2:37.264	2:37.600 (15)
15	25 C.CORTES	41.905	25 C.CORTES	1:08.491	9 E.PALACIOS	48.836	15	25 C.CORTES	2:40.313	2:40.596 (16)
16	12 J.ALTABA	42.024	4 A.HERNÁNDEZ	1:09.784	25 C.CORTES	49.917	16	12 J.ALTABA	2:42.077	2:42.354 (18)
17	4 A.HERNÁNDEZ	42.113	12 J.ALTABA	1:09.856	12 J.ALTABA	50.197	17	4 A.HERNÁNDEZ	2:42.183	2:42.230 (17)
18	9 E.PALACIOS	42.994	20 S.PRIETO	1:10.174	4 A.HERNÁNDEZ	50.286	18	9 E.PALACIOS	2:43.864	2:44.674 (19)
19	20 S.PRIETO	43.197	9 E.PALACIOS	1:12.034	20 S.PRIETO	52.446	19	20 S.PRIETO	2:45.817	2:46.536 (20)

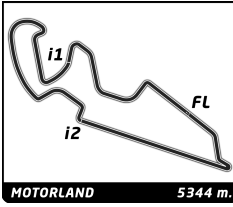


## Campeonato Regional de Aragón MOTORLAND ARAGON

### Carrera 1

### Best Top Speed

No Driver	Team	Class	Top 1		Top 2		Top 3		Top 4		Top 5		Avg
			Kph	Lap	Kph	Lap	Kph	Lap	Kph	Lap	Kph	Lap	
1 Ánder GAMÓN	R. A. C. CIRCUITO GUADALOPE	TCR	244.9	4	244.3	10	244.3	9	244.3	3	243.2	7	244,2
7 Gustavo GOMAR	MOTOR CLUB SABADELL	4	229.8	4	227.8	7	227.4	1	226.9	8	226.4	5	227,7
5 Ethan MUNIESA	ETHAN MUNIESA EJARQUE	5	217.7	1	214.3	10	209.3	4	207.3	2	202.6	5	210,2
14 Daniel OLIVER	R. A. C. CIRCUITO GUADALOPE	3	216.4	1	213.0	3	211.8	7	211.8	2	211.4	4	212,9
28 Manuel BOTELLA	C. D. ESCUDERÍA ESALTO ALTO GUADIATO	3	215.6	1	213.9	3	213.4	5	213.4	4	213.0	7	213,9
34 Luis Alfredo MAURICE	LUIS ALFREDO MAURICE LAREDO	3	214.7	8	214.7	7	214.3	6	213.9	4	213.4	9	214,2
40 José PALOMAR	MOTOR CLUB SABADELL	3	214.7	1	214.3	2	213.9	6	213.0	10	213.0	8	213,8
13 José Luis CARRILLO	AUTOTERRENO SPORT	2	210.5	1	206.5	3	205.7	2	204.9	5	204.2	7	206,4
10 Carlos SANZ	AUTOMÓVIL CLUB ZARAGOZA	2	209.3	1	207.3	3	204.2	4	204.2	2	203.4	9	205,7
6 Zoe BALDO	AUTOMÓVIL CLUB ALICANTE	2	208.9	1	207.7	5	207.7	3	203.0	2	202.2	7	205,9
59 Eduardo ESCOLANO	AUTOMÓVIL CLUB ZARAGOZA	3	199.3	1	198.9	2	196.7	3	196.0	7	196.0	6	197,4
17 Carlos A. ACOSTA R.	AUTOMÓVIL CLUB VEC	2	198.5	6	197.8	3	197.8	2	197.1	7	196.7	1	197,6
11 Rufino GARGALLO	RALLYE CLUB COSTA AZAHAR	2	198.2	4	196.7	3	196.0	1	194.9	2	193.2	6	195,8
18 Jesús LAHOZ	R. A. C. CIRCUITO GUADALOPE	2	196.7	2	196.0	1	193.2	7	192.2	8	191.8	6	194,0
9 Esteban PALACIOS	AUTOMÓVIL CLUB MEDITERRANEO DE ALICANTE	1	191.8	1	190.5	5	189.5	2	189.1	3	187.8	6	189,7
25 Carlos CORTES	DRIVER'S ACADEMY COMPETICION S.L.	1	186.2	1	185.9	6	184.6	5	182.7	4	182.4	2	184,4
12 Juan Luis ALTABA	R. A. C. CIRCUITO GUADALOPE	1	185.2	1	183.4	3	183.1	2	182.4	4	182.1	5	183,2
4 Abel HERNÁNDEZ	RALLYE CLUB COSTA AZAHAR	1	183.1	1	183.1	3	182.1	2	181.2	4	180.9	7	182,1
20 Santiago PRIETO	ESCUDERÍA FÓRMULA 1	1	174.2	1	171.7	2	170.3	3	170.3	5	169.3	7	171,2
15 Adrián QUEVEDO	BALBOR MOTORSPORT	4											



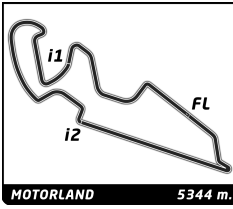
# Campeonato Regional de Aragón

## MOTORLAND ARAGON

### Carrera 1

### Lap Chart

No	Pos	Grid	Lap											
			1	2	3	4	5	6	7	8	9	10	11	
1	1	1	1	1	1	1	1	1	1	1	1	1	1	1
5	2	5	5	5	5	5	5	5	5	5	5	5	5	5
7	3	7	34	34	34	34	34	34	34	7	7	7	7	7
34	4	34	40	40	40	40	40	40	40	34	34	34	34	40
40	5	40	28	14	14	14	14	14	7	7	40	40	40	34
14	6	14	14	28	28	28	28	14	14	14	14	14	14	28
15	7	15	15	15	15	15	7	28	28	28	28	28	28	14
28	8	28	10	13	13	7	15	15	15	15	15	15	15	15
13	9	13	13	10	10	13	10	10	10	10	10	10	10	10
10	10	10	6	6	7	10	13	13	13	13	13	13	13	13
11	11	11	11	11	6	6	11	6	6	6	6	6	6	6
59	12	59	59	7	11	11	6	11	11	59	59	59	59	59
6	13	6	18	59	59	59	59	59	59	17	17	17	17	17
17	14	17	17	18	18	18	18	18	17	18	18	18	18	18
18	15	18	25	17	17	17	17	17	18	25	25	25	25	25
4	16	4	12	25	25	25	25	25	25	12	12	12	12	12
25	17	25	4	12	12	12	12	12	12	4	4	4	4	4
12	18	12	7	4	4	4	4	4	4	20	20	20	20	20
20	19	20	9	9	9	9	9	9	9	9	9	9	9	9
9	20	9	20	20	20	20	20	20	20	20	20	20	20	20



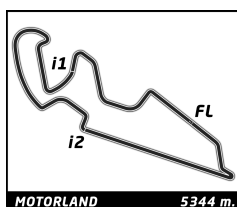
## Campeonato Regional de Aragón

### MOTORLAND ARAGON

#### Carrera 1

#### Fastest Lap Sequence

Elapsed	No	Driver	Team	Car	Class	Time	Kph	Lap
4:30.322	1	Ánder GAMÓN	R. A. C. CIRCUITO GUADALOPE	CUPRA VZ TCR	TCR	<b>2:12.877</b>	144.8	2
6:39.862	1	Ánder GAMÓN	R. A. C. CIRCUITO GUADALOPE	CUPRA VZ TCR	TCR	<b>2:09.540</b>	148.5	3
8:48.652	1	Ánder GAMÓN	R. A. C. CIRCUITO GUADALOPE	CUPRA VZ TCR	TCR	<b>2:08.790</b>	149.4	4



# Campeonato Regional de Aragón

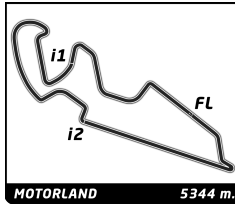
## MOTORLAND ARAGON

### Carrera 1

### Analysis by lap

Lapped

No	Lap Time	Gap	No	Lap Time	Gap	No	Lap Time	Gap	No	Lap Time	Gap	No	Lap Time	Gap				
<b>Lap 1</b>																		
1	2:17.445	0.000	6	2:33.541	1:06.872	9	2:44.674	1 Lap	13	2:40.331	1 Lap							
5	2:20.801	3.356	11	2:34.422	1:07.893	34	2:19.753	53.792	6	2:34.016	1 Lap							
34	2:28.644	11.199	59	2:35.043	1:19.412	40	2:20.891	56.037	59	2:38.159	1 Lap							
40	2:29.125	11.680	18	2:42.175	1:28.229	20	2:55.480	1 Lap	5	2:17.869	1:01.305							
28	2:29.566	12.121	17	2:39.891	1:30.346	7	2:14.785	1:02.779	7	2:15.339	1:12.747							
14	2:30.142	12.697	25	2:42.331	1:38.714	14	2:22.805	1:04.522	34	2:20.425	1:19.623							
15	2:32.468	15.023	12	2:42.644	1:41.233	28	2:23.880	1:06.899	40	2:21.417	1:21.948							
10	2:33.750	16.305	4	2:42.230	1:43.871	15	2:27.419	1:19.616	17	2:38.338	1 Lap							
13	2:33.931	16.486	9	2:45.719	1:49.985	10	2:29.467	1:36.909	14	2:23.800	1:36.168							
6	2:39.520	22.075	20	2:46.536	1:55.452	13	2:31.009	1:44.726	18	2:39.973	1 Lap							
11	2:39.771	22.326	<b>Lap 4</b>															
59	2:46.726	29.281	1	2:08.790														
18	2:48.316	30.871	5	2:19.870	28.717	<b>Lap 7</b>												
17	2:51.000	33.555	34	2:20.619	42.830	1	2:13.115											
25	2:53.165	35.720	40	2:20.863	43.259	59	2:34.558	1 Lap	<b>Lap 10</b>									
12	2:54.827	37.382	14	2:22.976	47.679	18	2:40.351	1 Lap	1	2:10.645								
4	2:56.970	39.525	28	2:22.712	49.356	17	2:36.743	1 Lap	15	2:31.268	1 Lap							
7	2:58.482	41.037	15	2:24.370	57.576	5	2:21.440	47.189	10	2:30.156	1 Lap							
9	2:58.551	41.106	7	2:15.891	1:01.206	25	2:41.702	1 Lap	20	2:46.744	2 Laps							
20	2:58.827	41.382	13	2:27.991	1:04.456	12	2:42.357	1 Lap	13	2:36.055	1 Lap							
<b>Lap 2</b>																		
1	2:12.877		10	2:27.515	1:06.575	34	2:20.918	1:01.595	6	2:35.743	1 Lap							
5	2:17.529	8.008	6	2:32.269	1:30.351	4	2:44.032	1 Lap	5	2:17.781	1:08.441							
34	2:20.483	18.805	11	2:32.093	1:31.196	40	2:21.036	1:03.958	7	2:14.590	1:16.692							
40	2:20.830	19.633	59	2:33.912	1:44.534	7	2:14.604	1:04.268	34	2:20.849	1:29.827							
14	2:21.771	21.591	18	2:41.625	2:01.064	14	2:22.483	1:13.890	40	2:20.360	1:31.663							
28	2:23.110	22.354	17	2:40.974	2:02.530	28	2:22.597	1:16.381	59	2:47.817	1 Lap							
15	2:24.495	26.641	25	2:41.178	2:11.102	9	2:46.764	1 Lap	14	2:24.881	1:50.404							
13	2:25.917	29.526	<b>Lap 5</b>															
10	2:27.242	30.670	1	2:13.930		20	2:47.820	1 Lap	28	2:22.901	1:51.185							
6	2:33.673	42.871	12	2:42.354	1 Lap	15	2:30.093	1:36.594	17	2:37.980	1 Lap							
11	2:33.562	43.011	4	2:43.488	1 Lap	10	2:27.336	1:51.130	18	2:44.863	1 Lap							
7	2:18.142	46.302	9	2:45.954	1 Lap	13	2:31.346	2:02.957	<b>Lap 11</b>									
59	2:37.505	53.909	20	2:47.599	1 Lap	<b>Lap 8</b>												
18	2:37.600	55.594	5	2:19.507	34.294	1	2:15.144		1	2:18.816								
17	2:39.317	59.995	34	2:19.983	48.883	6	2:33.605	1 Lap	25	2:43.829	2 Laps							
25	2:43.080	1:05.923	40	2:20.661	49.990	11	2:42.638	1 Lap	15	2:29.168	1 Lap							
12	2:43.624	1:08.129	14	2:22.812	56.561	59	2:34.076	1 Lap	12	2:44.694	2 Laps							
4	2:44.533	1:11.181	28	2:22.437	57.863	5	2:20.551	52.596	4	2:44.707	2 Laps							
9	2:45.577	1:13.806	7	2:15.562	1:02.838	7	2:17.444	1:06.568	10	2:42.163	1 Lap							
20	2:49.951	1:18.456	15	2:23.395	1:07.041	17	2:37.952	1 Lap	20	2:49.246	2 Laps							
<b>Lap 3</b>																		
1	2:09.540		10	2:29.641	1:22.286	18	2:39.627	1 Lap	5	2:40.605	1 Lap							
5	2:19.169	17.637	13	2:38.035	1:28.561	34	2:21.907	1:08.358	7	2:15.025	1:12.901							
34	2:21.736	31.001	11	2:32.481	1:49.747	40	2:20.877	1:09.691	6	2:37.472	1 Lap							
40	2:21.093	31.186	6	2:33.524	1:49.945	25	2:42.147	1 Lap	40	2:21.421	1:34.268							
14	2:21.442	33.493	59	2:33.859	2:04.463	14	2:22.782	1:21.528	34	2:34.521	1:45.532							
28	2:22.620	35.434	<b>Lap 6</b>															
15	2:24.895	41.996	1	2:14.844		28	2:23.236	1:24.473	28	2:24.025	1:56.394							
13	2:25.269	45.255	18	2:44.003	1 Lap	12	2:45.362	1 Lap	59	2:43.083	1 Lap							
10	2:26.720	47.850	17	2:46.681	1 Lap	4	2:43.150	1 Lap	14	2:31.719	2:03.307							
7	2:17.343	54.105	25	2:40.596	1 Lap	15	2:31.367	1:52.817	17	2:37.349	1 Lap							
<b>Lap 7</b>																		
1	2:09.160		12	2:42.836	1 Lap	10	2:27.702	2:03.688	18	2:43.313	1 Lap							
<b>Lap 9</b>																		
1	2:09.160		4	2:43.089	1 Lap	9	3:06.244	1 Lap										
<b>Lap 10</b>																		
1	2:09.160		5	2:19.414	38.864	20	2:47.354	1 Lap										



# Campeonato Regional de Aragón

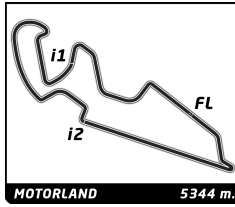
## MOTORLAND ARAGON

### Carrera 1

## Sector Analysis

— Invalidated Lap    ■ Personal Best    ■ Session Best    B Crossing the pit lane

Lap	Time	Sector 1	Sector 2	Sector 3	T.Sp	Elapsed	Lap	Time	Sector 1	Sector 2	Sector 3	T.Sp	Elapsed
<b>1</b> <b>Ánder GAMÓN</b> R. A. C. CIRCUITO GUADALOPE CUPRA VZ TCR							2	2:18.142	37.130	59.551	41.461	225.9	5:16.624
1	2:17.445	38.506	58.283	40.656	240.5	2:17.445	3	2:17.343	36.445	59.470	41.428	225.9	7:33.967
2	2:12.877	34.311	58.005	40.561	242.2	4:30.322	4	2:15.891	35.133	58.890	41.868	229.8	9:49.858
3	2:09.540	33.697	<b>56.045</b>	39.798	244.3	6:39.862	5	2:15.562	35.172	59.127	41.263	226.4	12:05.420
4	<b>2:08.790</b>	<b>33.153</b>	56.326	<b>39.311</b>	244.9	8:48.652	6	2:14.785	<b>34.862</b>	58.447	41.476	225.5	14:20.205
5	2:13.930	34.341	58.675	40.914	240.5	11:02.582	7	2:14.604	35.244	58.496	<b>40.864</b>	227.8	16:34.809
6	2:14.844	35.550	58.730	40.564	243.2	13:17.426	8	2:17.444	35.066	59.496	42.882	226.9	18:52.253
7	2:13.115	34.645	57.793	40.677	243.2	15:30.541	9	2:15.339	35.201	58.897	41.241	225.5	21:07.592
8	2:15.144	36.969	57.839	40.336	242.7	17:45.685	10	<b>2:14.590</b>	34.925	<b>58.345</b>	41.320	225.0	23:22.182
9	2:09.160	33.543	56.247	39.370	244.3	19:54.845	11	2:15.025	35.000	58.645	41.380	224.5	25:37.207
10	2:10.645	33.554	56.870	40.221	244.3	22:05.490							
11	2:18.816	37.280	59.499	42.037	215.1	24:24.306							
<b>4</b> <b>Abel HERNÁNDEZ</b> RALLYE CLUB COSTA AZAHAR HYUNDAI ACCENT 1.6							<b>9</b> <b>Esteban PALACIOS</b> AUTOMÓVIL CLUB MEDITERRANEC HYUNDAI GETZ COPA DIESEL 1.5						
1	2:56.970	52.745	1:13.332	50.893	183.1	2:56.970	1	2:58.551	55.237	1:13.152	50.162	191.8	2:58.551
2	2:44.533	43.312	1:10.403	50.818	182.1	5:41.503	2	2:45.577	43.840	1:12.901	<b>48.836</b>	189.5	5:44.128
3	<b>2:42.230</b>	42.160	<b>1:09.784</b>	<b>50.286</b>	183.1	8:23.733	3	2:45.719	43.152	1:13.140	49.427	189.1	8:29.847
4	2:43.488	42.276	1:10.449	50.763	181.2	11:07.221	4	2:45.954	43.237	1:12.291	50.426	186.2	11:15.801
5	2:43.089	<b>42.113</b>	1:10.254	50.722	180.0	13:50.310	5	<b>2:44.674</b>	43.468	<b>1:12.034</b>	49.172	190.5	14:00.475
6	2:44.032	42.370	1:10.457	51.205	179.4	16:34.342	6	2:46.764	<b>42.994</b>	1:13.812	49.958	187.8	16:47.239
7	2:43.150	42.231	1:10.361	50.558	180.9	19:17.492	7	3:06.244	56.650	1:14.535	55.059	186.5	19:53.483
8	2:44.329	42.629	1:10.670	51.030	177.6	22:01.821							
9	2:44.707	42.640	1:11.077	50.990	177.9	24:46.528							
<b>5</b> <b>Ethan MUNIESA</b> ETHAN MUNIESA EJARQUE VOLKSWAGEN SCIROCCO VORTEX GC10							<b>10</b> <b>Carlos SANZ</b> AUTOMÓVIL CLUB ZARAGOZA HYUNDAI COUPÉ V6 2.7						
1	2:20.801	39.173	59.449	42.179	217.7	2:20.801	1	2:33.750	45.018	1:03.354	<b>45.378</b>	209.3	2:33.750
2	2:17.529	<b>35.436</b>	59.450	42.643	207.3	4:38.330	2	2:27.242	<b>37.986</b>	1:02.665	46.591	204.2	5:00.992
3	2:19.169	35.786	1:00.010	43.373	201.5	6:57.499	3	<b>2:26.720</b>	38.341	<b>1:02.451</b>	45.928	207.3	7:27.712
4	2:19.870	36.307	1:00.468	43.095	209.3	9:17.369	4	2:27.515	38.464	1:03.371	45.680	204.2	9:55.227
5	2:19.507	35.582	1:00.619	43.306	202.6	11:36.876	5	2:29.641	39.026	1:04.161	46.454	201.9	12:24.868
6	2:19.414	35.771	1:00.137	43.506	196.0	13:56.290	6	2:29.467	38.759	1:03.816	46.892	201.5	14:54.335
7	2:21.440	36.256	1:00.209	44.975	173.9	16:17.730	7	2:27.336	38.426	1:02.901	46.009	201.9	17:21.671
8	2:20.551	36.636	1:00.167	43.748	191.8	18:38.281	8	2:27.702	38.139	1:03.431	46.132	203.0	19:49.373
9	2:17.869	35.455	59.256	43.158	198.2	20:56.150	9	2:30.156	40.367	1:03.120	46.669	203.4	22:19.529
10	2:17.781	37.425	<b>58.320</b>	<b>42.036</b>	214.3	23:13.931	10	2:42.163	39.636	1:05.320	57.207	151.0	25:01.692
11	<b>2:17.342</b>	35.558	58.784	43.000	200.7	25:31.273							
<b>6</b> <b>Zoe BALDO</b> AUTOMÓVIL CLUB ALICANTE RENAULT CLIO 16S 1.8							<b>11</b> <b>Rufino GARGALLO</b> RALLYE CLUB COSTA AZAHAR RENAULT CLIO RS 2.0						
1	2:39.520	47.207	<b>1:05.856</b>	46.457	208.9	2:39.520	1	2:39.771	46.618	<b>1:05.661</b>	47.492	196.0	2:39.771
2	2:33.673	39.864	1:06.777	47.032	203.0	5:13.193	2	2:33.562	39.964	1:05.982	47.616	194.9	5:13.333
3	2:33.541	39.830	1:06.949	46.762	207.7	7:46.734	3	2:34.422	39.967	1:05.889	48.566	196.7	7:47.755
4	<b>2:32.269</b>	<b>39.484</b>	1:06.422	<b>46.363</b>	202.2	10:19.003	4	<b>2:32.093</b>	39.540	1:05.703	<b>46.850</b>	198.2	10:19.848
5	2:33.524	40.421	1:06.523	46.580	207.7	12:52.527	5	2:32.481	<b>39.079</b>	1:06.024	47.378	192.2	12:52.329
6	2:34.361	40.998	1:06.616	46.747	201.9	15:26.888	6	2:36.332	41.920	1:06.336	48.076	193.2	15:28.661
7	2:33.605	40.342	1:06.502	46.761	202.2	18:00.493	7	2:42.638	40.337	1:13.365	48.936	186.5	18:11.299
8	2:34.016	40.161	1:06.796	47.059	201.5	20:34.509							
9	2:35.743	40.834	1:07.647	47.262	201.5	23:10.252							
10	2:37.472	41.279	1:08.294	47.899	200.4	25:47.724							
<b>7</b> <b>Gustavo GOMAR</b> MOTOR CLUB SABADELL PEUGEOT 308 RACING CUP							<b>12</b> <b>Juan Luis ALTABA</b> R. A. C. CIRCUITO GUADALOPE VOLKSWAGEN LUPO GTI 16V 1.6						
1	2:58.482	57.957	1:18.695	41.830	227.4	2:58.482	1	2:54.827	53.527	1:11.025	50.275	185.2	2:54.827
							2	2:43.624	42.497	1:10.619	50.508	183.1	5:38.451
							3	2:42.644	42.253	1:10.147	50.244	183.4	8:21.095
							4	<b>2:42.354</b>	<b>42.024</b>	1:10.123	50.207	182.4	11:03.449
							5	2:42.836	42.118	1:10.449	50.269	182.1	13:46.285
							6	2:42.357	42.153	<b>1:09.856</b>	50.348	181.5	16:28.642
							7	2:45.362	44.514	1:10.651	<b>50.197</b>	182.1	19:14.004
							8	2:42.774	42.178	1:09.997	50.599	180.3	21:56.778
							9	2:44.694	42.342	1:11.088	51.264	182.1	24:41.472



# Campeonato Regional de Aragón

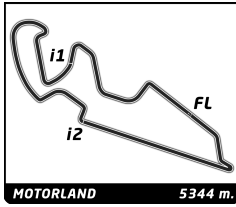
## MOTORLAND ARAGON

### Carrera 1

## Sector Analysis

— Invalidated Lap    ■ Personal Best    ■ Session Best    B Crossing the pit lane

Lap	Time	Sector 1	Sector 2	Sector 3	T.Sp	Elapsed	Lap	Time	Sector 1	Sector 2	Sector 3	T.Sp	Elapsed		
<b>13</b>	<b>José Luis CARRILLO</b>							<b>2</b>	<b>2:37.600</b>	41.036	1:08.370	48.194	196.7	5:25.916	
	AUTOTERRENO SPORT HYUNDAI COUPE V6							<b>3</b>	2:42.175	42.500	1:10.486	49.189	190.5	8:08.091	
	1	2:33.931	45.224	1:03.640	45.067	210.5	2:33.931		<b>4</b>	2:41.625	42.014	1:10.085	49.526	190.1	10:49.716
	2	2:25.917	38.318	1:02.548	45.051	205.7	4:59.848		5	2:44.003	42.350	1:11.503	50.150	186.9	13:33.719
	3	<b>2:25.269</b>	38.121	<b>1:02.361</b>	<b>44.787</b>	206.5	7:25.117		6	2:40.351	42.043	1:10.154	<b>48.154</b>	191.8	16:14.070
	4	2:27.991	<b>37.878</b>	1:02.642	47.471	203.4	9:53.108		7	2:39.627	41.564	1:09.114	48.949	193.2	18:53.697
	5	2:38.035	46.200	1:05.132	46.703	204.9	12:31.143		8	2:39.973	43.085	<b>1:08.191</b>	48.697	192.2	21:33.670
	6	2:31.009	39.647	1:04.221	47.141	203.8	15:02.152		9	2:44.863	<b>40.919</b>	1:12.312	51.632	180.6	24:18.533
	7	2:31.346	39.797	1:04.444	47.105	204.2	17:33.498		10	2:43.313	42.225	1:10.380	50.708	187.5	27:01.846
	8	2:40.331	39.690	1:06.174	54.467	203.4	20:13.829								
	9	2:36.055	40.952	1:04.769	50.334	165.4	22:49.884								
	10	2:40.605	41.333	1:05.358	53.914	134.2	25:30.489								
<b>14</b>	<b>Daniel OLIVER</b>							<b>20</b>	<b>Santiago PRIETO</b>						
	R. A. C. CIRCUITO GUADALOPE RENAULT CLIO CUP IV 1.6								ESCUDERÍA FÓRMULA 1 HYUNDAI ACCENT 1.6						
	1	2:30.142	43.990	1:02.382	43.770	216.4	2:30.142	1	2:58.827	54.287	1:12.094	<b>52.446</b>	174.2	2:58.827	
	2	2:21.771	36.974	1:01.394	<b>43.403</b>	211.8	4:51.913	2	2:49.951	44.321	1:12.550	53.080	171.7	5:48.778	
	3	<b>2:21.442</b>	36.794	<b>1:00.937</b>	43.711	213.0	7:13.355	3	<b>2:46.536</b>	<b>43.197</b>	1:10.629	52.710	170.3	8:35.314	
	4	2:22.976	36.908	1:01.836	44.232	211.4	9:36.331	4	2:47.599	43.534	1:11.029	53.036	168.7	11:22.913	
	5	2:22.812	37.146	1:01.517	44.149	210.9	11:59.143	5	2:55.480	51.712	1:10.715	53.053	170.3	14:18.393	
	6	2:22.805	36.881	1:01.421	44.503	210.9	14:21.948	6	2:47.820	44.009	1:10.467	53.344	168.7	17:06.213	
	7	2:22.483	37.129	1:01.352	44.002	211.8	16:44.431	7	2:47.354	43.536	1:10.646	53.172	169.3	19:53.567	
	8	2:22.782	<b>36.762</b>	1:01.606	44.414	208.5	19:07.213	8	2:46.744	43.525	<b>1:10.174</b>	53.045	168.2	22:40.311	
	9	2:23.800	37.501	1:01.993	44.306	210.9	21:31.013	9	2:49.246	44.101	1:10.829	54.316	168.7	25:29.557	
	10	2:24.881	37.559	1:02.136	45.186	208.9	23:55.894								
	11	2:31.719	40.537	1:05.590	45.592	209.3	26:27.613								
<b>15</b>	<b>Adrián QUEVEDO</b>							<b>25</b>	<b>Carlos CORTES</b>						
	BALBOR MOTORSPORT NISSAN 350 Z								DRIVER'S ACADEMY COMPETICION HYUNDAI GETZ COPA DIESEL 1.5						
	1	2:32.468					2:32.468	1	2:53.165	50.859	1:11.644	50.662	186.2	2:53.165	
	2	2:24.495					4:56.963	2	2:43.080	42.583	1:09.862	50.635	182.4	5:36.245	
	3	2:24.895					7:21.858	3	2:42.331	42.363	1:09.351	50.617	182.4	8:18.576	
	4	2:24.370					9:46.228	4	2:41.178	42.167	1:08.916	50.095	182.7	10:59.754	
	5	<b>2:23.395</b>					12:09.623	5	<b>2:40.596</b>	41.977	<b>1:08.491</b>	50.128	184.6	13:40.350	
	6	2:27.419					14:37.042	6	2:41.702	42.095	1:09.205	50.402	185.9	16:22.052	
	7	2:30.093					17:07.135	7	2:42.147	<b>41.905</b>	1:10.325	<b>49.917</b>	182.4	19:04.199	
	8	2:31.367					19:38.502	8	2:43.977	43.756	1:09.552	50.669	180.9	21:48.176	
	9	2:31.268					22:09.770	9	2:43.829	43.646	1:09.572	50.611	181.8	24:32.005	
	10	2:29.168					24:38.938								
<b>17</b>	<b>Carlos A. ACOSTA R.</b>							<b>28</b>	<b>Manuel BOTELLA</b>						
	AUTOMÓVIL CLUB VEC PEUGEOT206								C. D. ESCUDERÍA ESALTO ALTO GI RENAULT CLIO CUP IV						
	1	2:51.000	51.542	1:10.159	49.299	196.7	2:51.000	1	2:29.566	43.096	1:02.764	<b>43.706</b>	215.6	2:29.566	
	2	2:39.317	42.373	1:08.460	48.484	197.8	5:30.317	2	2:23.110	36.730	1:01.625	44.755	208.5	4:52.676	
	3	2:39.891	41.708	1:07.874	50.309	197.8	8:10.208	3	2:22.620	<b>36.624</b>	1:01.551	44.445	213.9	7:15.296	
	4	2:40.974	42.502	1:08.964	49.508	188.2	10:51.182	4	2:22.712	36.882	1:01.885	43.945	213.4	9:38.008	
	5	2:46.681	42.600	1:14.245	49.836	189.5	13:37.863	5	<b>2:22.437</b>	36.993	1:01.532	43.912	213.4	12:00.445	
	6	<b>2:36.743</b>	<b>41.408</b>	1:07.363	<b>47.972</b>	198.5	16:14.606	6	2:23.880	36.829	1:02.958	44.093	212.2	14:24.325	
	7	2:37.952	41.512	1:08.000	48.440	197.1	18:52.558	7	2:22.597	36.763	1:01.667	44.167	213.0	16:46.922	
	8	2:38.338	41.938	1:07.714	48.686	193.5	21:30.896	8	2:23.236	36.937	1:02.174	44.125	210.9	19:10.158	
	9	2:37.980	41.959	<b>1:06.874</b>	49.147	188.8	24:08.876	9	2:23.616	37.531	1:02.074	44.011	212.2	21:33.774	
	10	2:37.349	41.686	1:07.012	48.651	194.6	26:46.225	10	2:22.901	37.672	<b>1:01.084</b>	44.145	211.4	23:56.675	
								11	2:24.025	37.761	1:01.790	44.474	211.4	26:20.700	
<b>18</b>	<b>Jesús LAHOZ</b>							<b>34</b>	<b>Luis Alfredo MAURICE</b>						
	R. A. C. CIRCUITO GUADALOPE ALFA ROMEO GTV 1.750 1ª S. 2.0								LUIS ALFREDO MAURICE LAREDO RENAULT CLIO CUP IV						
	1	2:48.316	50.016	1:09.367	48.933	196.0	2:48.316	1	2:28.644	42.865	1:02.109	43.670	213.0	2:28.644	
								2	2:20.483	36.356	1:00.754	43.373	213.4	4:49.127	
								3	2:21.736	37.729	1:00.725	43.282	211.4	7:10.863	
								4	2:20.619	36.239	1:00.868	43.512	213.9	9:31.482	
								5	2:19.983	36.404	<b>1:00.161</b>	43.418	213.0	11:51.465	
								6	<b>2:19.753</b>	<b>36.047</b>	1:00.562	<b>43.144</b>	214.3	14:11.218	
								7	2:20.918	36.194	1:01.332	43.392	214.7	16:32.136	



## Campeonato Regional de Aragón

### MOTORLAND ARAGON

#### Carrera 1

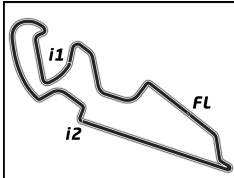
### Sector Analysis

— Invalidated Lap    ■ Personal Best    ■ Session Best    B Crossing the pit lane

Lap	Time	Sector 1	Sector 2	Sector 3	T.Spd	Elapsed	Lap	Time	Sector 1	Sector 2	Sector 3	T.Spd	Elapsed
8	2:21.907	36.916	1:01.558	43.433	214.7	18:54.043							
9	2:20.425	36.615	1:00.253	43.557	213.4	21:14.468							
10	2:20.849	36.570	1:00.636	43.643	207.3	23:35.317							
11	2:34.521	36.123	1:06.958	51.440	154.1	26:09.838							

40 José PALOMAR													
MOTOR CLUB SABADELL		RENAULT CLIO CUP IV											
1	2:29.125	42.618	1:02.862	43.645	214.7	2:29.125							
2	2:20.830	36.614	1:00.831	43.385	214.3	4:49.955							
3	2:21.093	<b>36.425</b>	1:00.943	43.725	210.9	7:11.048							
4	2:20.863	36.471	1:00.907	43.485	211.4	9:31.911							
5	2:20.661	36.755	1:00.625	43.281	212.6	11:52.572							
6	2:20.891	36.563	1:00.743	43.585	213.9	14:13.463							
7	2:21.036	36.948	1:00.870	<b>43.218</b>	213.0	16:34.499							
8	2:20.877	36.986	1:00.542	43.349	213.0	18:55.376							
9	2:21.417	37.210	1:00.782	43.425	211.4	21:16.793							
10	<b>2:20.360</b>	36.515	<b>1:00.364</b>	43.481	213.0	23:37.153							
11	2:21.421	36.695	1:00.981	43.745	210.1	25:58.574							

59 Eduardo ESCOLANO													
AUTOMÓVIL CLUB ZARAGOZA		SEAT LEÓN 20V T											
1	2:46.726	49.231	1:08.997	48.498	199.3	2:46.726							
2	2:37.505	41.048	1:08.868	<b>47.589</b>	198.9	5:24.231							
3	2:35.043	40.350	1:06.791	47.902	196.7	7:59.274							
4	2:33.912	39.819	<b>1:06.020</b>	48.073	195.3	10:33.186							
5	<b>2:33.859</b>	40.010	1:06.069	47.780	195.7	13:07.045							
6	2:34.558	<b>39.794</b>	1:06.812	47.952	196.0	15:41.603							
7	2:34.076	39.892	1:06.369	47.815	196.0	18:15.679							
8	2:38.159	39.966	1:09.077	49.116	194.2	20:53.838							
9	2:47.817	46.058	1:10.931	50.828	162.2	23:41.655							
10	2:43.083	41.712	1:10.744	50.627	166.2	26:24.738							





# Campeonato Regional de Aragón

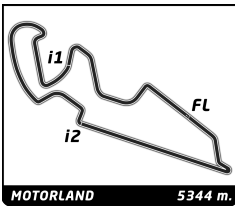
## MOTORLAND ARAGON

### Carrera 1

MOTORLAND 5344 m.

### Flag Analysis

Flag	Time
 GREEN FLAG	10:20:44.456
 CHEQUERED FLAG	10:45:08.762



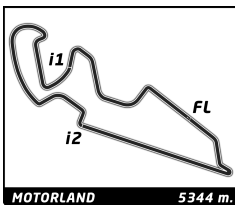
# Track Limits Analysis

No	Driver	Team	T.L. Nr	Camera	Lap	Time
----	--------	------	---------	--------	-----	------

Total Infractions:

TOTAL TRACK LIMITS:

Published at: .....



# Campeonato Regional de Aragón


## MOTORLAND ARAGON

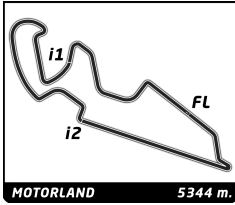
### Carrera 1

## Provisional Race Director Report

Hour	Flag	Message
10:00:59		APERTURA PIT LANE A LAS 10:05
10:05:01		PIT LANE ABIERTO
10:10:02		5 MINUTOS - PIT LANE CERRADO
10:12:01		3 MINUTOS
10:14:00		1 MINUTO
10:14:45		15 SEGUNDOS
10:15:02		VUELTA DE FORMACION
10:26:51		WARNING FLAG COCHE 14
10:28:49		WARNING FLAG COCHE 14 TRACK LIMITS
10:29:22		WARNING FLAG COCHE #14, #40 TRACK LIMITS
10:31:16		WARNING FLAG COCHE #34 TRACK LIMITS
10:34:32		COCHE #34 - 1 SEGUNDOS PENALIZACION - TRACK LIMITS
10:38:43		COCHE #14 - 1 SEGUNDOS PENALIZACION - TRACK LIMITS
10:40:06		COCHE 11 PARADO EN CURVA 6
10:40:52		COCHE #40 - 1 SEGUNDOS PENALIZACION - TRACK LIMITS
10:41:14		COCHE #14 - 4 SEGUNDOS PENALIZACION - TRACK LIMITS
10:42:13		COCHE #9 - 1 SEGUNDOS PENALIZACION - TRACK LIMITS
10:42:28		COCHE #9 PARADO EN CURVA 1
10:45:05		BANDERA A CUADROS
10:45:57		APERTURA PIT LANE A LAS 10:55

Published at: .....

<b>Race Director:</b> Jose Luis OMELLA	<b>Timekeeper:</b> Alberto ESTEBANEZ 
-------------------------------------------	----------------------------------------------------------------------------------------------------------------------------------

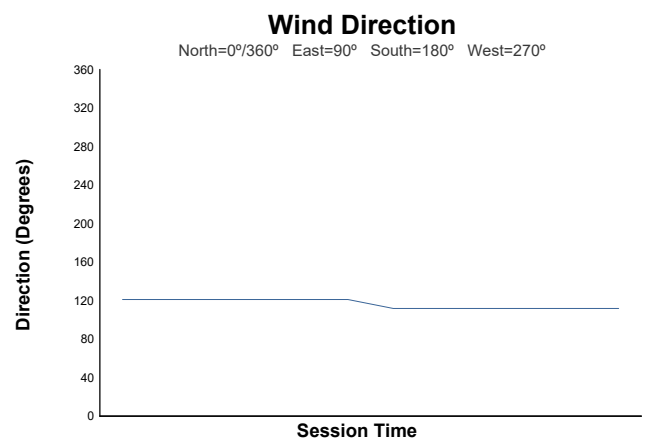
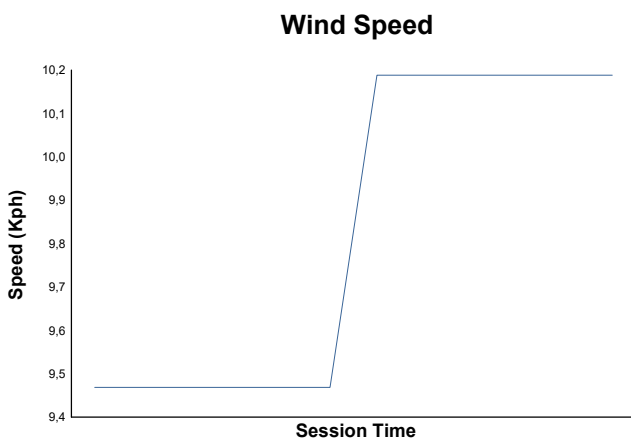
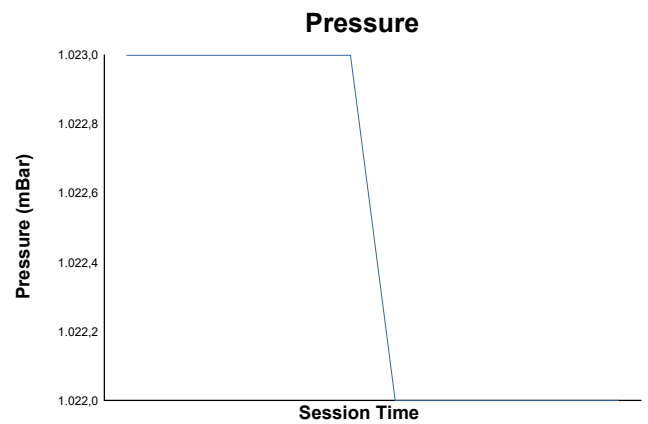
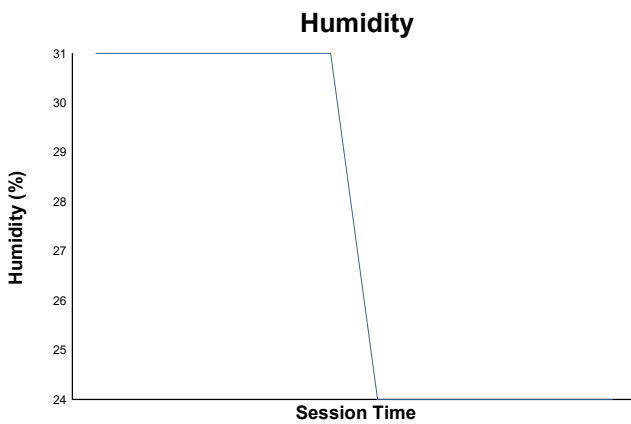
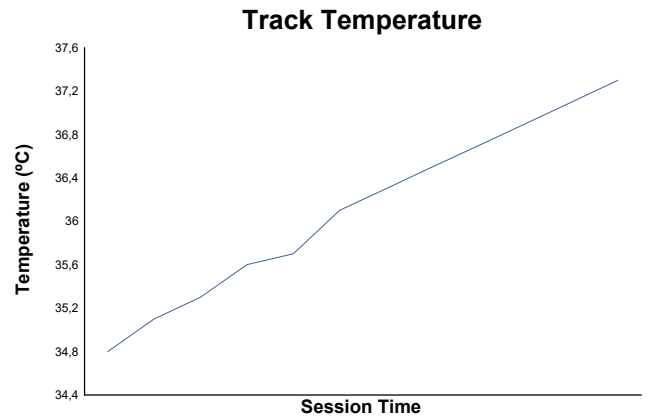
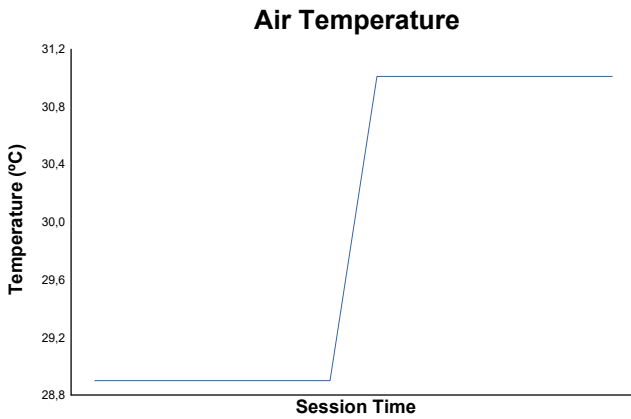


# MOTORLAND ARAGON

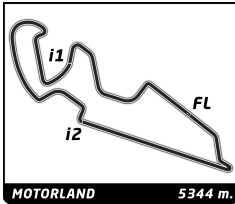
## Campeonato Regional de Aragón

### Carrera 1

## Weather Report



Track Status: **DRY**



## Campeonato Regional de Aragón

### MOTORLAND ARAGON

Carrera 2 (20 Minutes +1 Lap)

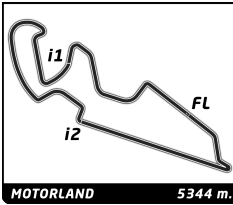
### Final Starting Grid

2:53.113	<b>Pablo ESCOLANO</b>	AUTOMÓVIL CLUB ZARAGOZA	59	- 10 -	4	RALLYE CLUB COSTA AZAHAR	<b>Abel HERNÁNDEZ</b>
2:45.438	<b>Esteban PALACIOS</b>	AUTOMÓVIL CLUB MEDITERRANEO DE ALICANTE	9	- 9 -	20	ESCUDERIA FÓRMULA 1	2:48.605 <b>Carlos DURÁN</b>
2:42.742	<b>Carlos CORTES</b>	DRIVER'S ACADEMY COMPETICION S.L.	25	- 8 -	12	R. A. C. CIRCUITO GUADALOPE	2:44.850 <b>Juan Luis ALTABA</b>
2:42.236	<b>Carlos A. ACOSTA R.</b>	AUTOMÓVIL CLUB VEC	17	- 7 -	18	R. A. C. CIRCUITO GUADALOPE	2:42.425 <b>Jesús LAHOZ</b>
2:34.249	<b>Rufino GARGALLO</b>	RALLYE CLUB COSTA AZAHAR	11	- 6 -	6	AUTOMÓVIL CLUB ALICANTE	2:34.563 <b>Zoe BALDO</b>
2:26.737	<b>Carlos SANZ</b>	AUTOTERRENO SPORT	13	- 5 -	10	AUTOMÓVIL CLUB ZARAGOZA	2:28.974 <b>José Luis CARRILLO</b>
2:24.134	<b>Manuel BOTELLA</b>	C. D. ESCUDERIA ESALTO ALTO GUADIATO	28	- 4 -	15	BALBOR MOTORSPORT	2:24.692 <b>Adrián QUEVEDO</b>
2:22.727	<b>José PALOMAR</b>	MOTOR CLUB SABADELL	40	- 3 -	14	R. A. C. CIRCUITO GUADALOPE	2:23.250 <b>Daniel OLIVER</b>
2:16.156	<b>Ethan MUNIESA</b>	ETHAN MUNIESA EJARQUE	5	- 2 -	34	LUIS ALFREDO MAURICE LAREDO	2:21.521 <b>Luis Alfredo MAURICE</b>
2:09.572	<b>Ánder GAMÓN</b>	R. A. C. CIRCUITO GUADALOPE	1	- 1 -	7	MOTOR CLUB SABADELL	2:16.087 <b>Gustavo GOMAR</b>

Pole

Published at: .....

<b>Stewards:</b> Aimar BARRANCO      Ferrán CABRERA      Ana Paula FERREIRA	<b>Timekeeper:</b> Alberto ESTÉBANEZ 
--------------------------------------------------------------------------------	----------------------------------------------------------------------------------------------------------------------------------



# Campeonato Regional de Aragón

## MOTORLAND ARAGON

### Carrera 2 (20 Minutes +1 Lap)

### Final Classification

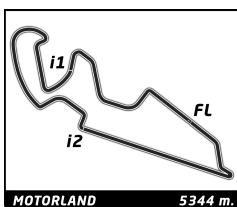
No	Driver	Nat	Team	Car	Cl.	Laps	Total Time	Gap	Kph	Best Lap		
										Lap	Time	Kph
1	1 Ánder GAMÓN		R. A. C. CIRCUITO GUADALOPE	CUPRA VZ TCR	TCR	9	24:00.471	-	120.2	5	2:12.850	144.8
2	5 Ethan MUNIESA		ETHAN MUNIESA EJARQUE	VOLKSWAGEN SCIROCCO VORTEX GC10	5	9	24:11.443	+10.972	119.3	6	2:15.446	142.0
3	7 Gustavo GOMAR		MOTOR CLUB SABADELL	PEUGEOT 308 RACING CUP	4	9	24:20.478	+20.007	118.6	7	2:16.073	141.4
4	34 Luis Alfredo MAURICE		LUIS ALFREDO MAURICE LAREDO	RENAULT CLIO CUP IV	3	9	24:39.175	+38.704	117.1	7	2:21.657	135.8
5	40 José PALOMAR		MOTOR CLUB SABADELL	RENAULT CLIO CUP IV	3	9	24:42.572	+42.101	116.8	7	2:21.935	135.5
6	28 Manuel BOTELLA		C. D. ESCUDERÍA ESALTO ALTO	RENAULT CLIO CUP IV	3	9	25:00.147	+59.676	115.4	7	2:24.277	133.3
7	10 José Luis CARRILLO		AUTOMÓVIL CLUB ZARAGOZA	HYUNDAI COUPÉ V6 2.7	2	9	25:41.534	+1:41.063	112.3	5	2:29.564	128.6
8	13 Carlos SANZ		AUTOTERRENO SPORT	HYUNDAI COUPÉ V6	2	9	25:46.560	+1:46.089	112.0	7	2:32.418	126.2
9	11 Rufino GARGALLO		RALLYE CLUB COSTA AZAHAR	RENALT CLIO RS 2.0	2	9	26:05.154	+2:04.683	110.6	7	2:35.097	124.0
10	59 Pablo ESCOLANO		AUTOMÓVIL CLUB ZARAGOZA	SEAT LEÓN 20V T	3	9	26:19.747	+2:19.276	109.6	6	2:36.856	122.7
11	17 Carlos A. ACOSTA R.		AUTOMÓVIL CLUB VEC	PEUGEOT206	2	9	26:28.078	+2:27.607	109.0	5	2:40.979	119.5
12	12 Juan Luis ALTABA		R. A. C. CIRCUITO GUADALOPE	VOLKSWAGEN LUPO GTI 16V 1.6	1	9	26:45.346	+2:44.875	107.9	6	2:42.152	118.6
13	25 Carlos CORTES		DRIVER'S ACADEMY COMPETICION S.L.	HYUNDAI GETZ COPA DIESEL 1.5	1	8	24:04.709	1 Lap	106.5	6	2:40.978	119.5
14	4 Abel HERNÁNDEZ		RALLYE CLUB COSTA AZAHAR	HYUNDAI ACCENT 1.6	1	8	24:09.452	1 Lap	106.2	5	2:45.296	116.4
15	20 Carlos DURÁN		ESCUDERÍA FÓRMULA 1	HYUNDAI ACCENT 1.6	1	8	24:33.082	1 Lap	104.5	7	2:49.754	113.3
16	18 Jesús LAHOZ		R. A. C. CIRCUITO GUADALOPE	ALFA ROMEO GTV 1.750 1* S. 2.0	2	8	24:44.964	1 Lap	103.6	5	2:46.919	115.3
17	9 Esteban PALACIOS		AUTOMÓVIL CLUB MEDITERRANEO DE ALICANTE	HYUNDAI GETZ COPA DIESEL 1.5	1	8	24:45.647	1 Lap	103.6	7	2:51.715	112.0
18	6 Zoe BALDO		AUTOMÓVIL CLUB ALICANTE	RENAULT CLIO 16S 1.8	2	6	18:06.306	3 Laps	106.3	2	2:34.356	124.6
19	15 Adrián QUEVEDO		BALBOR MOTORSPORT	NISSAN 350 Z	4	5	15:20.719	4 Laps	104.5	5	2:30.142	128.1
<b>Not classified</b>												
14	Daniel OLIVER		R. A. C. CIRCUITO GUADALOPE	RENAULT CLIO CUP IV 1.6	3	1	2:29.613					

<b>Pole Position:</b>	Ánder GAMÓN	2:09.572	148.5 Kph
<b>Fastest Lap:</b>	Lap5 Ánder GAMÓN	2:12.850	144.8 Kph

Published at: .....

Track Status: **DRY**

<b>Stewards:</b> Aimar BARRANCO	Ferrán CABRERA	Ana Paula FERREIRA	<b>Timekeeper:</b> Alberto ESTÉBANEZ	
------------------------------------	----------------	--------------------	-----------------------------------------	--



## Campeonato Regional de Aragón

### MOTORLAND ARAGON

#### Carrera 2 (20 Minutes +1 Lap)

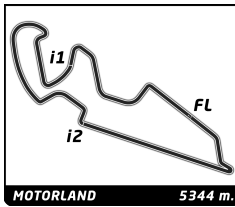
### Final Classification by Class

No	Driver	Nat	Team	Car	Laps	Total Time	Gap	Kph	Best Lap			
									Lap	Time	Kph	
<b>1</b>												
1	12 Juan Luis ALTABA		R. A. C. CIRCUITO GUADALOPE	VOLKSWAGEN LUPO GTI 16V 1.6	9	26:45.346		107.9	6	2:42.152	118.6	
2	25 Carlos CORTES		DRIVER'S ACADEMY COMPETICION S.L.	HYUNDAI GETZ COPA DIESEL 1.5	8	24:04.709	1 Lap	106.5	6	2:40.978	119.5	
3	4 Abel HERNÁNDEZ		RALLYE CLUB COSTA AZAHAR	HYUNDAI ACCENT 1.6	8	24:09.452	1 Lap	106.2	5	2:45.296	116.4	
4	20 Carlos DURÁN		ESCUADERIA FÓRMULA 1	HYUNDAI ACCENT 1.6	8	24:33.082	1 Lap	104.5	7	2:49.754	113.3	
5	9 Esteban PALACIOS		AUTOMÓVIL CLUB MEDITERRANEO DE ALICANTE	HYUNDAI GETZ COPA DIESEL 1.5	8	24:45.647	1 Lap	103.6	7	2:51.715	112.0	
<b>2</b>												
1	10 José Luis CARRILLO		AUTOMÓVIL CLUB ZARAGOZA	HYUNDAI COUPÉ V6 2.7	9	25:41.534		112.3	5	2:29.564	128.6	
2	13 Carlos SANZ		AUTOTERRENO SPORT	HYUNDAI COUPÉ V6	9	25:46.560	+5.026	112.0	7	2:32.418	126.2	
3	11 Rufino GARGALLO		RALLYE CLUB COSTA AZAHAR	RENALT CLIO RS 2.0	9	26:05.154	+23.620	110.6	7	2:35.097	124.0	
4	17 Carlos A. ACOSTA R.		AUTOMÓVIL CLUB VEC	PEUGEOT206	9	26:28.078	+46.544	109.0	5	2:40.979	119.5	
5	18 Jesús LAHOZ		R. A. C. CIRCUITO GUADALOPE	ALFA ROMEO GTV 1.750 1ª S. 2.0	8	24:44.964	1 Lap	103.6	5	2:46.919	115.3	
6	6 Zoe BALDO		AUTOMÓVIL CLUB ALICANTE	RENAULT CLIO 16S 1.8	6	18:06.306	3 Laps	106.3	2	2:34.356	124.6	
<b>3</b>												
1	34 Luis Alfredo MAURICE		LUIS ALFREDO MAURICE LAREDO	RENAULT CLIO CUP IV	9	24:39.175		117.1	7	2:21.657	135.8	
2	40 José PALOMAR		MOTOR CLUB SABADELL	RENAULT CLIO CUP IV	9	24:42.572	+3.397	116.8	7	2:21.935	135.5	
3	28 Manuel BOTELLA		C. D. ESCUDERIA ESALTO ALTO GUADIATO	RENAULT CLIO CUP IV	9	25:00.147	+20.972	115.4	7	2:24.277	133.3	
4	59 Pablo ESCOLANO		AUTOMÓVIL CLUB ZARAGOZA	SEAT LEÓN 20V T	9	26:19.747	+1'40.572	109.6	6	2:36.856	122.7	
<b>Not classified</b>												
14	Daniel OLIVER		R. A. C. CIRCUITO GUADALOPE	RENAULT CLIO CUP IV 1.6	1	2:29.613	8 Laps					
<b>4</b>												
1	7 Gustavo GOMAR		MOTOR CLUB SABADELL	PEUGEOT 308 RACING CUP	9	24:20.478		118.6	7	2:16.073	141.4	
2	15 Adrián QUEVEDO		BALBOR MOTORSPORT	NISSAN 350 Z	5	15:20.719	4 Laps	104.5	5	2:30.142	128.1	
<b>5</b>												
1	5 Ethan MUNIESA		ETHAN MUNIESA EJARQUE	VOLKSWAGEN SCIROCCO VORTEX GC19	9	24:11.443		119.3	6	2:15.446	142.0	
<b>TCR</b>												
1	1 Ánder GAMÓN		R. A. C. CIRCUITO GUADALOPE	CUPRA VZ TCR	9	24:00.471		120.2	5	2:12.850	144.8	

Published at: .....

Track Status: **DRY**

<b>Stewards:</b> Aimar BARRANCO      Ferrán CABRERA      Ana Paula FERREIRA			<b>Timekeeper:</b> Alberto ESTÉBANEZ	



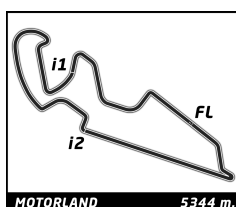
## Campeonato Regional de Aragón

### MOTORLAND ARAGON

#### Carrera 2

#### Best Sector Times

Sector 1			Sector 2			Sector 3			Ideal Lap	Best Lap	
Pos	No Driver	Time	No Driver	Time	No Driver	Time	Pos	No Driver			
1	1 Á.GAMÓN	34.487	1 Á.GAMÓN	57.660	1 Á.GAMÓN	40.703	1	1 Á.GAMÓN	2:12.850	2:12.850	(1)
2	5 E.MUNIESA	34.525	5 E.MUNIESA	58.427	7 G.GOMAR	41.646	2	5 E.MUNIESA	2:14.827	2:15.446	(2)
3	7 G.GOMAR	35.288	7 G.GOMAR	58.946	5 E.MUNIESA	41.875	3	7 G.GOMAR	2:15.880	2:16.073	(3)
4	34 L.MAURICE	36.823	34 L.MAURICE	1:00.944	34 L.MAURICE	43.691	4	34 L.MAURICE	2:21.458	2:21.657	(4)
5	40 J.PALOMAR	36.882	40 J.PALOMAR	1:01.169	40 J.PALOMAR	43.787	5	40 J.PALOMAR	2:21.838	2:21.935	(5)
6	28 M.BOTELLA	37.180	28 M.BOTELLA	1:02.365	14 D.OLIVER	44.057	6	28 M.BOTELLA	2:23.816	2:24.277	(6)
7	14 D.OLIVER	37.731	14 D.OLIVER	1:03.009	28 M.BOTELLA	44.271	7	14 D.OLIVER	2:24.797		
8	15 A.QUEVEDO	37.780	15 A.QUEVEDO	1:03.595	15 A.QUEVEDO	45.905	8	15 A.QUEVEDO	2:27.280	2:30.142	(8)
9	10 J.CARRILLO	38.686	10 J.CARRILLO	1:04.525	10 J.CARRILLO	46.333	9	10 J.CARRILLO	2:29.544	2:29.564	(7)
10	13 C.SANZ	38.849	13 C.SANZ	1:05.499	6 Z.BALDO	46.824	10	13 C.SANZ	2:31.345	2:32.418	(9)
11	6 Z.BALDO	40.091	11 R.GARGALLO	1:05.955	13 C.SANZ	46.997	11	6 Z.BALDO	2:33.549	2:34.356	(10)
12	11 R.GARGALLO	40.134	6 Z.BALDO	1:06.634	59 P.ESCOLANO	47.417	12	11 R.GARGALLO	2:33.705	2:35.097	(11)
13	59 P.ESCOLANO	40.309	25 C.CORTES	1:08.221	11 R.GARGALLO	47.616	13	59 P.ESCOLANO	2:36.151	2:36.856	(12)
14	25 C.CORTES	41.159	59 P.ESCOLANO	1:08.425	17 C.ACOSTA R.	48.868	14	17 C.ACOSTA R.	2:39.946	2:40.979	(14)
15	12 J.ALTABA	41.796	17 C.ACOSTA R.	1:08.810	12 J.ALTABA	50.189	15	25 C.CORTES	2:39.970	2:40.978	(13)
16	4 A.HERNÁNDEZ	42.182	12 J.ALTABA	1:09.763	18 J.LAHOZ	50.304	16	12 J.ALTABA	2:41.748	2:42.152	(15)
17	17 C.ACOSTA R.	42.268	4 A.HERNÁNDEZ	1:11.434	25 C.CORTES	50.590	17	18 J.LAHOZ	2:44.416	2:46.919	(17)
18	18 J.LAHOZ	42.601	18 J.LAHOZ	1:11.511	4 A.HERNÁNDEZ	51.454	18	4 A.HERNÁNDEZ	2:45.070	2:45.296	(16)
19	20 C.DURÁN	43.795	20 C.DURÁN	1:12.682	9 E.PALACIOS	51.487	19	20 C.DURÁN	2:49.754	2:49.754	(18)
20	9 E.PALACIOS	44.998	9 E.PALACIOS	1:14.975	20 C.DURÁN	53.277	20	9 E.PALACIOS	2:51.460	2:51.715	(19)



## Campeonato Regional de Aragón MOTORLAND ARAGON

### Carrera 2

### Best Top Speed

No Driver	Team	Class	Top 1		Top 2		Top 3		Top 4		Top 5		
			Kph	Lap	Kph	Lap	Kph	Lap	Kph	Lap	Kph	Lap	Avg
1 Ánder GAMÓN	R. A. C. CIRCUITO GUADALOPE	TCR	241.1	7	240.5	8	239.5	5	239.5	9	237.4	1	239,6
7 Gustavo GOMAR	MOTOR CLUB SABADELL	4	223.1	8	221.8	5	221.3	6	220.0	2	220.0	7	221,2
5 Ethan MUNIESA	ETHAN MUNIESA EJARQUE	5	216.9	6	215.1	7	213.0	5	209.7	2	209.7	8	212,9
14 Daniel OLIVER	R. A. C. CIRCUITO GUADALOPE	3	212.2	1									212,2
34 Luis Alfredo MAURICE	LUIS ALFREDO MAURICE LAREDO	3	210.9	1	210.1	5	209.7	6	209.7	7	208.9	2	209,9
40 José PALOMAR	MOTOR CLUB SABADELL	3	210.9	2	210.9	5	209.7	1	208.1	6	208.1	7	209,5
28 Manuel BOTELLA	C. D. ESCUDERÍA ESALTO ALTO GUADIATO	3	210.5	1	208.5	5	206.9	7	206.5	6	206.1	8	207,7
15 Adrián QUEVEDO	BALBOR MOTORSPORT	4	204.5	1	200.4	2	199.6	5	109.6	4	107.9	3	164,4
6 Zoe BALDO	AUTOMÓVIL CLUB ALICANTE	2	202.2	6	201.9	1	200.4	2	198.2	5	116.6	4	183,9
10 José Luis CARRILLO	AUTOMÓVIL CLUB ZARAGOZA	2	202.2	1	201.5	5	200.0	2	198.5	7	197.4	6	199,9
13 Carlos SANZ	AUTOTERRENO SPORT	2	202.2	5	202.2	7	201.9	9	201.5	6	196.4	8	200,8
11 Rufino GARGALLO	RALLYE CLUB COSTA AZAHAR	2	196.7	5	190.1	6	188.8	1	187.8	7	175.3	9	187,7
59 Pablo ESCOLANO	AUTOMÓVIL CLUB ZARAGOZA	3	194.2	5	192.9	6	190.1	7	188.5	8	186.5	9	190,4
17 Carlos A. ACOSTA R.	AUTOMÓVIL CLUB VEC	2	191.2	7	190.5	5	188.5	8	188.2	9	187.8	1	189,2
18 Jesús LAHOZ	R. A. C. CIRCUITO GUADALOPE	2	187.5	8	186.9	5	183.1	1	178.2	7	148.6	6	176,9
9 Esteban PALACIOS	AUTOMÓVIL CLUB MEDITERRANEO DE ALICANTE	1	184.0	1	183.7	8	178.8	7	177.0	6	158.4	5	176,4
25 Carlos CORTES	DRIVER'S ACADEMY COMPETICION S.L.	1	183.7	6	179.1	5	178.8	1	177.6	2	172.8	7	178,4
12 Juan Luis ALTABA	R. A. C. CIRCUITO GUADALOPE	1	181.2	6	179.1	7	178.5	1	177.3	5	170.3	9	177,3
4 Abel HERNÁNDEZ	RALLYE CLUB COSTA AZAHAR	1	178.5	2	178.5	5	175.9	6	174.8	7	174.8	8	176,5
20 Carlos DURÁN	ESCUDE RÍA FÓRMULA 1	1	170.6	1	166.4	6	165.1	2	165.1	7	164.1	5	166,3



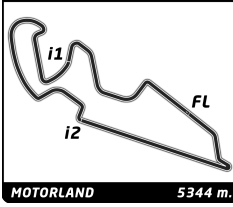
# Campeonato Regional de Aragón

## MOTORLAND ARAGON

### Carrera 2

### Lap Chart

		Lap									
No	Pos	Grid	1	2	3	4	5	6	7	8	9
1	<b>1</b>	1	1	1	1	1	1	1	1	1	1
7	<b>2</b>	7	7	7	7	7	7	7	7	5	5
5	<b>3</b>	5	5	34	34	34	5	5	5	7	7
34	<b>4</b>	34	34	40	40	40	34	34	34	34	34
40	<b>5</b>	40	40	5	5	5	40	40	40	40	40
14	<b>6</b>	14	28	15	15	15	15	28	28	28	28
28	<b>7</b>	28	14	10	10	10	10	10	10	10	10
15	<b>8</b>	15	15	6	6	6	28	13	13	13	13
13	<b>9</b>	13	10	13	13	13	6	6	11	11	11
10	<b>10</b>	10	6	11	11	11	13	11	59	59	59
11	<b>11</b>	11	13	28	28	28	11	59	17	17	17
6	<b>12</b>	6	11	17	17	17	17	17	12	12	12
17	<b>13</b>	17	17	12	12	12	59	12	25	25	25
18	<b>14</b>	18	18	18	18	18	12	25	4	4	4
25	<b>15</b>	25	12	25	25	25	25	4	20	20	20
12	<b>16</b>	12	4	4	4	4	18	20	9	18	18
9	<b>17</b>	9	9	59	59	59	4	18	18	9	9
20	<b>18</b>	20	25	9	9	9	20	9	9	9	9
59	<b>19</b>	59	20	20	20	20	9	9	9	9	9
4	<b>20</b>	4	59	59	59	59	9	9	9	9	9



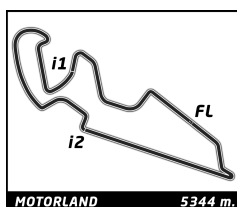
## Campeonato Regional de Aragón

### MOTORLAND ARAGON

#### Carrera 2

#### Fastest Lap Sequence

Elapsed	No Driver	Team	Car	Class	Time	Kph	Lap
4:33.823	1 Ánder GAMÓN	R. A. C. CIRCUITO GUADALOPE	CUPRA VZ TCR	TCR	2:15.149	142.3	2
14:58.100	1 Ánder GAMÓN	R. A. C. CIRCUITO GUADALOPE	CUPRA VZ TCR	TCR	2:12.850	144.8	5



# Campeonato Regional de Aragón

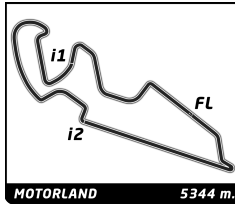
## MOTORLAND ARAGON

### Carrera 2

### Analysis by lap

Lapped ■

No	Lap Time	Gap	No	Lap Time	Gap	No	Lap Time	Gap	No	Lap Time	Gap	No	Lap Time	Gap					
<b>Lap 1</b>																			
1	2:18.674	0.000	17	3:44.630	18.779	40	2:23.740	21.458	40	2:23.180	42.101								
7	2:22.776	4.102	12	3:39.559	23.607	28	2:25.048	33.432	<span style="background-color: #000080; color: white;">18</span>	2:54.186	1 Lap								
5	2:23.234	4.560	18	3:39.885	27.770	10	2:31.786	39.967	<span style="background-color: #000080; color: white;">9</span>	2:56.390	1 Lap								
34	2:26.872	8.198	25	3:40.350	28.752	13	2:34.581	50.991	28	2:24.459	59.676								
40	2:27.646	8.972	4	3:40.126	29.435	6	2:36.928	53.040	10	2:37.102	1:41.063								
28	2:29.238	10.564	59	3:35.583	30.776	11	2:36.154	53.566	13	2:35.311	1:46.089								
14	2:29.613	10.939	9	3:38.293	35.850	59	2:36.856	1:04.614	11	2:43.281	2:04.683								
15	2:33.004	14.330	20	3:36.998	37.225	17	2:42.119	1:06.708	59	2:40.985	2:19.276								
10	2:36.365	17.691	<b>Lap 4</b>																
6	2:39.225	20.551	1	3:46.752		4	2:46.556	1:21.244											
13	2:41.998	23.324	7	3:47.401	1.131	20	2:51.177	1:36.116											
11	2:42.972	24.298	34	3:47.947	2.677	18	3:08.225	1:41.600											
17	2:46.997	28.323	40	3:47.806	3.149	9	2:54.532	1:44.276											
18	2:52.386	33.712	5	3:45.979	3.227	<b>Lap 7</b>													
12	2:53.544	34.870	15	3:46.254	5.327	1	2:14.197												
4	2:59.037	40.363	10	3:46.471	6.633	7	2:16.073	8.665											
9	2:59.445	40.771	6	3:47.398	7.901	5	2:16.351	9.142											
25	2:59.853	41.179	13	3:46.048	8.374	34	2:21.657	26.559											
20	3:02.680	44.006	11	3:43.501	9.297	40	2:21.935	29.196											
59	3:02.746	44.072	28	3:40.687	9.506	28	2:24.277	43.512											
<b>Lap 2</b>																			
1	2:15.149		17	3:39.599	11.626	10	2:33.593	59.363											
7	2:17.748	6.701	12	3:36.748	13.603	13	2:32.418	1:09.212											
34	2:22.907	15.956	18	3:33.454	14.472	11	2:35.097	1:14.466											
40	2:22.634	16.457	25	3:34.681	16.681	59	2:39.981	1:30.398											
5	2:34.933	24.344	4	3:34.725	17.408	17	2:41.780	1:34.291											
15	2:35.788	34.969	59	3:33.636	17.660	12	2:42.264	1:40.018											
10	2:33.780	36.322	9	3:31.040	20.138	25	2:46.717	1:46.072											
6	2:34.356	39.758	20	3:31.085	21.558	4	2:48.447	1:55.494											
13	2:34.481	42.656	<b>Lap 5</b>																
11	2:37.616	46.765	1	2:12.850		20	2:49.754	2:11.673											
28	3:01.553	56.968	7	2:16.555	4.836	<b>Lap 8</b>													
17	2:45.650	58.824	5	2:16.331	6.708	1	2:14.892												
12	2:49.002	1:08.723	34	2:22.269	12.096	<span style="background-color: #000080; color: white;">9</span>	2:51.715	1 Lap											
18	2:53.997	1:12.560	40	2:22.585	12.884	<span style="background-color: #000080; color: white;">18</span>	2:55.912	1 Lap											
25	2:47.047	1:13.077	15	2:30.142	22.619	5	2:16.621	10.871											
4	2:48.770	1:13.984	10	2:29.564	23.347	7	2:18.107	11.880											
59	2:50.945	1:19.868	28	2:26.894	23.550	34	2:22.392	34.059											
9	2:56.610	1:22.232	6	2:36.227	31.278	40	2:22.733	37.037											
20	2:56.045	1:24.902	13	2:36.052	31.576	28	2:24.713	53.333											
<b>Lap 3</b>																			
1	4:24.675		11	2:36.131	32.578	10	2:37.606	1:22.077											
7	4:18.456	0.482	17	2:40.979	39.755	13	2:34.574	1:28.894											
34	4:10.201	1.482	59	2:38.114	42.924	11	2:39.944	1:39.518											
40	4:10.313	2.095	12	2:44.212	44.965	59	2:40.901	1:56.407											
5	4:04.331	4.000	25	2:43.909	47.740	17	2:42.856	2:02.255											
15	3:55.531	5.825	18	2:46.919	48.541	12	2:48.346	2:13.472											
10	3:55.267	6.914	4	2:45.296	49.854	<b>Lap 9</b>													
6	3:52.172	7.255	20	2:51.397	1:00.105	1	2:18.116												
13	3:51.097	9.078	9	2:57.622	1:04.910	25	2:51.174	1 Lap											
11	3:50.458	12.548	<b>Lap 6</b>																
28	3:43.278	15.571	1	2:15.166		4	2:46.495	1 Lap											
<b>Lap 7</b>																			
7	2:17.119	6.789	7	2:17.119	6.789	5	2:18.217	10.972											
5	2:15.446	6.988	5	2:15.446	6.988	7	2:26.243	20.007											
34	2:22.169	19.099	34	2:22.169	19.099	<span style="background-color: #000080; color: white;">20</span>	2:53.946	1 Lap											
<b>Lap 8</b>																			
34	2:22.761	38.704	<b>Lap 9</b>																



# Campeonato Regional de Aragón

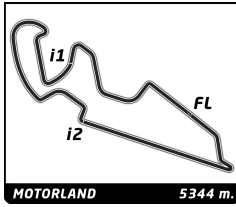
## MOTORLAND ARAGON

### Carrera 2

## Sector Analysis

— Invalidated Lap    ■ Personal Best    ■ Session Best    B Crossing the pit lane

Lap	Time	Sector 1	Sector 2	Sector 3	T.Sp	Elapsed	Lap	Time	Sector 1	Sector 2	Sector 3	T.Sp	Elapsed		
<b>1</b> <b>Ánder GAMÓN</b> R. A. C. CIRCUITO GUADALOPE CUPRA VZ TCR															
1	2:18.674	39.121	58.511	41.042	237.4	2:18.674	1	2:59.445	52.964	1:14.975	51.506	184.0	2:59.445		
2	2:15.149	35.066	59.142	40.941	235.8	4:33.823	2	2:56.610	45.496	1:15.599	55.515	150.0	5:56.055		
3	4:24.675	54.604	2:00.388	1:29.683	88.5	8:58.498	3	3:38.293	48.155	1:19.812	1:30.326	76.0	9:34.348		
4	3:46.752	1:00.241	1:39.264	1:07.247	106.2	12:45.250	4	3:31.040	48.195	1:38.426	1:04.419	129.8	13:05.388		
5	<b>2:12.850</b>	<b>34.487</b>	<b>57.660</b>	<b>40.703</b>	239.5	14:58.100	5	2:57.622	46.502	1:16.473	54.647	158.4	16:03.010		
6	2:15.166	34.730	59.167	41.269	237.4	17:13.266	6	2:54.532	45.839	1:16.179	52.514	177.0	18:57.542		
7	2:14.197	34.583	58.724	40.890	241.1	19:27.463	7	<b>2:51.715</b>	<b>44.998</b>	1:15.230	<b>51.487</b>	178.8	21:49.257		
8	2:14.892	34.743	58.603	41.546	240.5	21:42.355	8	2:56.390	46.080	1:18.418	51.892	183.7	24:45.647		
9	2:18.116	35.686	1:00.172	42.258	239.5	24:00.471									
<b>4</b> <b>Abel HERNÁNDEZ</b> RALLYE CLUB COSTA AZAHAR HYUNDAI ACCENT 1.6															
1	2:59.037	51.734	1:15.023	52.280	174.2	2:59.037	1	2:36.365	44.401	1:04.915	47.049	202.2	2:36.365		
2	2:48.770	44.089	1:12.789	51.892	178.5	5:47.807	2	2:33.780	39.090	1:06.360	48.330	200.0	5:10.145		
3	3:40.126	44.304	1:16.968	1:38.854	68.4	9:27.933	3	3:55.267	52.599	1:35.282	1:27.386	103.3	9:05.412		
4	3:34.725	48.125	1:41.983	1:04.617	141.2	13:02.658	4	3:46.471	1:00.367	1:38.555	1:07.549	112.7	12:51.883		
5	<b>2:45.296</b>	42.245	1:11.597	<b>51.454</b>	178.5	15:47.954	5	<b>2:29.564</b>	<b>38.686</b>	1:04.545	<b>46.333</b>	201.5	15:21.447		
6	2:46.556	<b>42.182</b>	1:12.720	51.654	175.9	18:34.510	6	2:31.786	39.719	<b>1:04.525</b>	47.542	197.4	17:53.233		
7	2:48.447	43.938	1:12.538	51.971	174.8	21:22.957	7	2:33.593	39.607	1:06.593	47.393	198.5	20:26.826		
8	2:46.495	43.432	<b>1:11.434</b>	51.629	174.8	24:09.452	8	2:37.606	39.491	1:06.556	51.559	195.7	23:04.432		
							9	2:37.102	40.294	1:08.261	48.547	197.4	25:41.534		
<b>5</b> <b>Ethan MUNIESA</b> ETHAN MUNIESA EJARQUE VOLKSWAGEN SCIROCCO VORTEX GC10															
1	2:23.234	40.188	1:00.116	42.930	208.9	2:23.234	1	2:42.972	45.729	1:08.556	48.687	188.8	2:42.972		
2	2:34.933	47.734	1:00.196	47.003	209.7	4:58.167	2	2:37.616	<b>40.134</b>	<b>1:05.955</b>	51.527	167.4	5:20.588		
3	4:04.331	47.837	1:48.736	1:27.758	106.2	9:02.498	3	3:50.458	52.498	1:28.068	1:29.892	79.9	9:11.046		
4	3:45.979	1:01.086	1:38.788	1:06.105	101.5	12:48.477	4	3:43.501	58.977	1:37.232	1:07.292	135.5	12:54.547		
5	2:16.331	35.667	<b>58.427</b>	42.237	213.0	15:04.808	5	2:36.131	40.299	1:08.216	<b>47.616</b>	196.7	15:30.678		
6	<b>2:15.446</b>	<b>34.525</b>	59.046	<b>41.875</b>	216.9	17:20.254	6	2:36.154	40.338	1:07.524	48.292	190.1	18:06.832		
7	2:16.351	35.350	59.036	41.965	215.1	19:36.605	7	<b>2:35.097</b>	40.528	1:06.309	48.260	187.8	20:41.929		
8	2:16.621	35.049	58.849	42.723	209.7	21:53.226	8	2:39.944	40.230	1:08.403	51.311	172.8	23:21.873		
9	2:18.217	35.471	1:00.041	42.705	209.3	24:11.443	9	2:43.281	42.570	1:10.021	50.690	175.3	26:05.154		
<b>6</b> <b>Zoe BALDO</b> AUTOMÓVIL CLUB ALICANTE RENAULT CLIO 16S 1.8															
1	2:39.225	45.177	1:07.224	<b>46.824</b>	201.9	2:39.225	1	2:53.544	50.306	1:11.713	51.525	178.5	2:53.544		
2	<b>2:34.356</b>	<b>40.091</b>	<b>1:06.634</b>	47.631	200.4	5:13.581	2	2:49.002	42.523	1:11.604	54.875	157.9	5:42.546		
3	3:52.172	50.269	1:34.911	1:26.992	101.8	9:05.753	3	3:39.559	45.097	1:17.258	1:37.204	66.6	9:22.105		
4	3:47.398	1:01.462	1:37.802	1:08.134	116.6	12:53.151	4	3:36.748	52.005	1:40.345	1:04.398	139.2	12:58.853		
5	2:36.227	41.100	1:07.990	47.137	198.2	15:29.378	5	2:44.212	42.584	1:10.614	51.014	177.3	15:43.065		
6	2:36.928	41.018	1:08.763	47.147	202.2	18:06.306	6	<b>2:42.152</b>	41.976	1:09.987	<b>50.189</b>	181.2	18:25.217		
<b>7</b> <b>Gustavo GOMAR</b> MOTOR CLUB SABADELL PEUGEOT 308 RACING CUP															
1	2:22.776	39.989	1:00.823	41.964	219.1	2:22.776	7	2:42.264	<b>41.796</b>	<b>1:09.763</b>	50.705	179.1	21:07.481		
2	2:17.748	35.705	59.965	42.078	220.0	4:40.524	8	2:48.346	42.649	1:11.689	54.008	168.7	23:55.827		
3	4:18.456	48.408	2:01.464	1:28.584	86.3	8:58.980	9	2:49.519	43.794	1:11.940	53.785	170.3	26:45.346		
4	3:47.401	1:00.432	1:39.449	1:07.520	102.9	12:46.381									
5	2:16.555	35.757	59.152	<b>41.646</b>	221.8	15:02.936									
6	2:17.119	35.361	59.750	42.008	221.3	17:20.055									
7	<b>2:16.073</b>	<b>35.288</b>	<b>58.946</b>	41.839	220.0	19:36.128									
8	2:18.107	35.557	1:00.652	41.898	223.1	21:54.235									
9	2:26.243	35.509	59.707	51.027	218.2	24:20.478									
<b>9</b> <b>Esteban PALACIOS</b> AUTOMÓVIL CLUB MEDITERRANEC HYUNDAI GETZ COPA DIESEL 1.5															
1	2:59.445	52.964	<b>1:14.975</b>	51.506	184.0	2:59.445									
2	2:56.610	45.496	1:15.599	55.515	150.0	5:56.055									
3	3:38.293	48.155	1:19.812	1:30.326	76.0	9:34.348									
4	3:31.040	48.195	1:38.426	1:04.419	129.8	13:05.388									
5	2:57.622	46.502	1:16.473	54.647	158.4	16:03.010									
6	2:54.532	45.839	1:16.179	52.514	177.0	18:57.542									
7	<b>2:51.715</b>	<b>44.998</b>	1:15.230	<b>51.487</b>	178.8	21:49.257									
8	2:56.390	46.080	1:18.418	51.892	183.7	24:45.647									
<b>10</b> <b>José Luis CARRILLO</b> AUTOMÓVIL CLUB ZARAGOZA HYUNDAI COUPÉ V6 2.7															
1	2:36.365	44.401	1:04.915	47.049	202.2	2:36.365									
2	2:33.780	39.090	1:06.360	48.330	200.0	5:10.145									
3	3:55.267	52.599	1:35.282	1:27.386	103.3	9:05.412									
4	3:46.471	1:00.367	1:38.555	1:07.549	112.7	12:51.883									
5	<b>2:29.564</b>	<b>38.686</b>	1:04.545	<b>46.333</b>	201.5	15:21.447									
6	2:31.786	39.719	<b>1:04.525</b>	47.542	197.4	17:53.233									
7	2:33.593	39.607	1:06.593	47.393	198.5	20:26.826									
8	2:37.606	39.491	1:06.556	51.559	195.7	23:04.432									
9	2:37.102	40.294	1:08.261	48.547	197.4	25:41.534									
<b>11</b> <b>Rufino GARGALLO</b> RALLYE CLUB COSTA AZAHAR RENAULT CLIO RS 2.0															
1	2:42.972	45.729	1:08.556	48.687	188.8	2:42.972									
2	2:37.616	<b>40.134</b>	<b>1:05.955</b>	51.527	167.4	5:20.588									
3	3:50.458	52.498	1:28.068	1:29.892	79.9	9:11.046									
4	3:43.501	58.977	1:37.232	1:07.292	135.5	12:54.547									
5	2:36.131	40.299	1:08.216	<b>47.616</b>	196.7	15:30.678									
6	2:36.154	40.338	1:07.524	48.292	190.1	18:06.832									
7	<b>2:35.097</b>	40.528	1:06.309	48.260	187.8	20:41.929									
8	2:39.944	40.230	1:08.403	51.311	172.8	23:21.873									
9	2:43.281	42.570	1:10.021	50.690	175.3	26:05.154									
<b>12</b> <b>Juan Luis ALTABA</b> R. A. C. CIRCUITO GUADALOPE VOLKSWAGEN LUPO GTI 16V 1.6															
1	2:53.544	50.306	1:11.713	51.525	178.5	2:53.544									
2	2:49.002	42.523	1:11.604	54.875	157.9	5:42.546									
3	3:39.559	45.097	1:17.258	1:37.204	66.6	9:22.105									
4	3:36.748	52.005	1:40.345	1:04.398	139.2	12:58.853									
5	2:44.212	42.584	1:10.614	51.014	177.3	15:43.065									
6	<b>2:42.152</b>	41.976	1:09.987	<b>50.189</b>	181.2	18:25.217									
7	2:42.264	<b>41.796</b>	<b>1:09.763</b>	50.705	179.1	21:07.481									
8	2:48.346	42.649	1:11.689	54.008	168.7	23:55.827									
9	2:49.519	43.794	1:11.940	53.785	170.3	26:45.346									
<b>13</b> <b>Carlos SANZ</b> AUTOTERRENO SPORT HYUNDAI COUPÉ V6															
1	2:41.998	46.345	1:06.898	48.755	161.9	2:41.998									
2	2:34.481	39.024	<b>1:05.499</b>	49.958	170.3	5:16.479									
3	3:51.097	48.159	1:34.759	1:28.179	94.8	9:07.576									
4	3:46.048	1:00.864	1:37.436	1:07.748	129.3	12:53.624									
5	2:36.052	41.600	1:07.455	<b>46.997</b>	202.2	15:29.676									
6	2:34.581	40.934	1:06.291	47.356	201.5	18:04.257									
7	<b>2:32.418</b>	<b>38.849</b>	1:06.438	47.131	202.2	20:36.675									



# Campeonato Regional de Aragón

## MOTORLAND ARAGON

### Carrera 2

### Sector Analysis

— Invalidated Lap

■ Personal Best

■ Session Best

B Crossing the pit lane

Lap	Time	Sector 1	Sector 2	Sector 3	T.Sp	Elapsed
8	2:34.574	39.546	1:06.318	48.710	196.4	23:11.249
9	2:35.311	40.082	1:07.175	48.054	201.9	25:46.560

<b>14</b>	<b>Daniel OLIVER</b>	R. A. C. CIRCUITO GUADALOPE	RENAULT CLIO CUP IV 1.6			
1	2:29.613	42.547	<b>1:03.009</b>	<b>44.057</b>	212.2	2:29.613

<b>15</b>	<b>Adrián QUEVEDO</b>	BALBOR MOTORSPORT	NISSAN 350 Z			
1	2:33.004	43.394	1:03.705	<b>45.905</b>	204.5	2:33.004
2	2:35.788	38.404	<b>1:03.595</b>	53.789	200.4	5:08.792
3	3:55.531	53.106	1:34.241	1:28.184	107.9	9:04.323
4	3:46.254	1:00.595	1:37.967	1:07.692	109.6	12:50.577
5	<b>2:30.142</b>	<b>37.780</b>	1:05.826	46.536	199.6	15:20.719

<b>17</b>	<b>Carlos A. ACOSTA R.</b>	AUTOMÓVIL CLUB VEC	PEUGEOT206			
1	2:46.997	48.904	1:09.225	<b>48.868</b>	187.8	2:46.997
2	2:45.650	42.577	1:10.120	52.953	186.2	5:32.647
3	3:44.630	44.915	1:25.464	1:34.251	80.1	9:17.277
4	3:39.599	54.656	1:37.459	1:07.484	145.6	12:56.876
5	<b>2:40.979</b>	<b>42.268</b>	1:09.208	49.503	190.5	15:37.855
6	2:42.119	42.552	<b>1:08.810</b>	50.757	184.9	18:19.974
7	2:41.780	43.189	1:09.034	49.557	191.2	21:01.754
8	2:42.856	42.602	1:09.972	50.282	188.5	23:44.610
9	2:43.468	43.144	1:09.951	50.373	188.2	26:28.078

<b>18</b>	<b>Jesús LAHOZ</b>	R. A. C. CIRCUITO GUADALOPE	ALFA ROMEO GTV 1.750 1 <sup>o</sup> S. 2.0			
1	2:52.386	49.873	<b>1:11.511</b>	51.002	183.1	2:52.386
2	2:53.997	43.393	1:13.910	56.694	139.7	5:46.383
3	3:39.885	44.513	1:16.169	1:39.203	60.1	9:26.268
4	3:33.454	48.610	1:40.405	1:04.439	130.6	12:59.722
5	<b>2:46.919</b>	44.091	1:12.524	<b>50.304</b>	186.9	15:46.641
6	3:08.225	<b>42.601</b>	1:27.704	57.920	148.6	18:54.866
7	2:55.912	46.846	1:15.088	53.978	178.2	21:50.778
8	2:54.186	47.112	1:16.496	50.578	187.5	24:44.964

<b>20</b>	<b>Carlos DURÁN</b>	ESCUDERÍA FÓRMULA 1	HYUNDAI ACCENT 1.6			
1	3:02.680	54.105	1:14.610	53.965	170.6	3:02.680
2	2:56.045	44.343	1:14.365	57.337	165.1	5:58.725
3	3:36.998	46.164	1:19.978	1:30.856	75.4	9:35.723
4	3:31.085	47.624	1:38.243	1:05.218	135.3	13:06.808
5	2:51.397	44.552	1:12.720	54.125	164.1	15:58.205
6	2:51.177	43.940	1:13.687	53.550	166.4	18:49.382
7	<b>2:49.754</b>	<b>43.795</b>	<b>1:12.682</b>	<b>53.277</b>	165.1	21:39.136
8	2:53.946	44.778	1:15.119	54.049	163.4	24:33.082

<b>25</b>	<b>Carlos CORTES</b>	DRIVER'S ACADEMY COMPETICION	HYUNDAI GETZ COPA DIESEL 1.5			
1	2:59.853	54.480	1:12.585	52.788	178.8	2:59.853
2	2:47.047	43.414	1:11.365	52.268	177.6	5:46.900
3	3:40.350	44.353	1:17.209	1:38.788	70.6	9:27.250
4	3:34.681	48.273	1:41.763	1:04.645	140.4	13:01.931
5	2:43.909	42.063	1:11.256	<b>50.590</b>	179.1	15:45.840
6	<b>2:40.978</b>	41.701	<b>1:08.221</b>	51.056	183.7	18:26.818

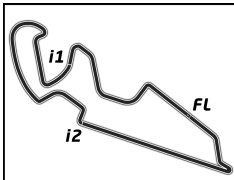
Lap	Time	Sector 1	Sector 2	Sector 3	T.Sp	Elapsed
7	2:46.717	<b>41.159</b>	1:12.013	53.545	172.8	21:13.535
8	2:51.174	44.999	1:13.104	53.071	165.9	24:04.709

<b>28</b>	<b>Manuel BOTELLA</b>	C. D. ESCUDERÍA ESALTO ALTO GI	RENAULT CLIO CUP IV			
1	2:29.238	42.101	1:02.866	<b>44.271</b>	210.5	2:29.238
2	3:01.553	37.543	1:32.271	51.739	186.5	5:30.791
3	3:43.278	44.581	1:26.481	1:32.216	74.4	9:14.069
4	3:40.687	56.989	1:36.741	1:06.957	143.0	12:54.756
5	2:26.894	39.605	1:02.814	44.475	208.5	15:21.650
6	2:25.048	37.734	1:02.587	44.727	206.5	17:46.698
7	<b>2:24.277</b>	37.197	<b>1:02.365</b>	44.715	206.9	20:10.975
8	2:24.713	<b>37.180</b>	1:02.481	45.052	206.1	22:35.688
9	2:24.459	37.356	1:02.451	44.652	205.7	25:00.147

<b>34</b>	<b>Luis Alfredo MAURICE</b>	LUIS ALFREDO MAURICE LAREDO	RENAULT CLIO CUP IV			
1	2:26.872	41.279	1:01.484	44.109	210.9	2:26.872
2	2:22.907	<b>36.823</b>	1:02.067	44.017	208.9	4:49.779
3	4:10.201	44.508	1:57.522	1:28.171	88.2	8:59.980
4	3:47.947	1:00.162	1:39.418	1:08.367	111.1	12:47.927
5	2:22.269	37.065	1:01.386	43.818	210.1	15:10.196
6	2:22.169	36.946	1:01.532	<b>43.691</b>	209.7	17:32.365
7	<b>2:21.657</b>	36.927	<b>1:00.944</b>	43.786	209.7	19:54.022
8	2:22.392	37.033	1:01.368	43.991	207.7	22:16.414
9	2:22.761	36.854	1:01.542	44.365	208.1	24:39.175

<b>40</b>	<b>José PALOMAR</b>	MOTOR CLUB SABADELL	RENAULT CLIO CUP IV			
1	2:27.646	42.034	1:01.825	<b>43.787</b>	209.7	2:27.646
2	2:22.634	<b>36.882</b>	1:01.714	44.038	210.9	4:50.280
3	4:10.313	44.768	1:57.808	1:27.737	89.8	9:00.593
4	3:47.806	1:00.099	1:39.780	1:07.927	114.4	12:48.399
5	2:22.585	37.049	1:01.508	44.028	210.9	15:10.984
6	2:23.740	37.914	1:01.957	43.869	208.1	17:34.724
7	<b>2:21.935</b>	36.906	<b>1:01.169</b>	43.860	208.1	19:56.659
8	2:22.733	37.169	1:01.631	43.933	207.7	22:19.392
9	2:23.180	36.986	1:01.310	44.884	207.7	24:42.572

<b>59</b>	<b>Pablo ESCOLANO</b>	AUTOMÓVIL CLUB ZARAGOZA	SEAT LEÓN 20V T			
1	3:02.746	56.781	1:14.178	51.787	184.0	3:02.746
2	2:50.945	42.936	1:12.409	55.600	149.0	5:53.691
3	3:35.583	46.710	1:16.191	1:32.682	71.5	9:29.274
4	3:33.636	47.636	1:42.118	1:03.882	130.6	13:02.910
5	2:38.114	42.272	<b>1:08.425</b>	<b>47.417</b>	194.2	15:41.024
6	<b>2:36.856</b>	<b>40.309</b>	1:08.487	48.060	192.9	18:17.880
7	2:39.981	41.337	1:09.158	49.486	190.1	20:57.861
8	2:40.901	41.187	1:09.304	50.410	188.5	23:38.762
9	2:40.985	41.697	1:09.252	50.036	186.5	26:19.747







# Campeonato Regional de Aragón

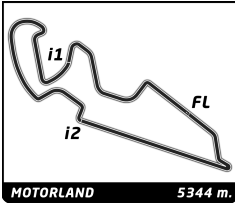
## MOTORLAND ARAGON

### Carrera 2

MOTORLAND 5344 m.

### Flag Analysis

Flag	Time
 GREEN FLAG	15:06:14.191
 SAFETY CAR	15:10:51.927
 GREEN FLAG	15:18:59.000
 CHEQUERED FLAG	15:30:14.662



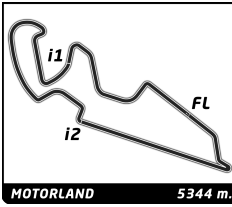
# Track Limits Analysis

No	Driver	Team	T.L. Nr	Camera	Lap	Time
----	--------	------	---------	--------	-----	------

Total Infractions:

TOTAL TRACK LIMITS:

Published at: .....



## Campeonato Regional de Aragón

MOTORLAND ARAGON

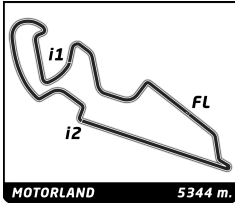
Carrera 2

### Race Director Report

Hour	Flag	Message
14:50:00		PIT LANE ABIERTO
14:55:03		5 MINUTOS - PIT LANE CERRADO
14:57:01		3 MINUTOS
14:59:01		1 MINUTO
14:59:45		15 SEGUNDOS
15:00:06		VUELTA DE FORMACION
15:10:48		COCHE #14 #18 PARADO EN CURVA 14
15:10:51	SF	SAFETY CAR EN PISTA
15:11:26		COCHE #14 PARADO EN CURVA 14
15:15:29		SAFETY CAR EN ESTA VUELTA
15:24:02		COCHE #15 PARADO EN CURVA 15
15:27:09		COCHE #6 PARADO EN CURVA 17
15:30:11		BANDERA A CUADROS
15:31:21		COCHE #7 PARADO EN RECTA PRINCIPAL

Published at: .....

<b>Race Director:</b> Jose Luis OMELLA	<b>Timekeeper:</b> Alberto ESTEBANEZ 
-------------------------------------------	----------------------------------------------------------------------------------------------------------------------------------


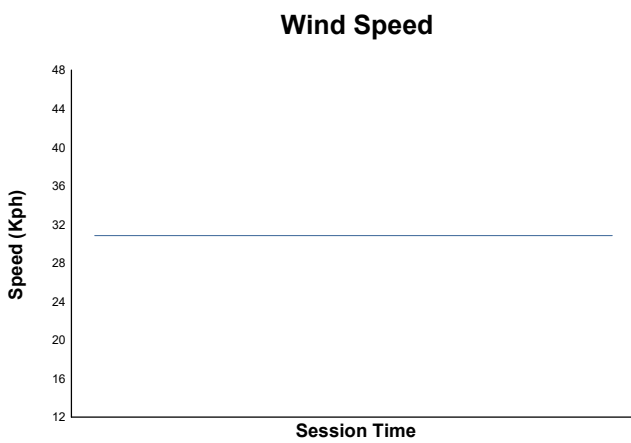
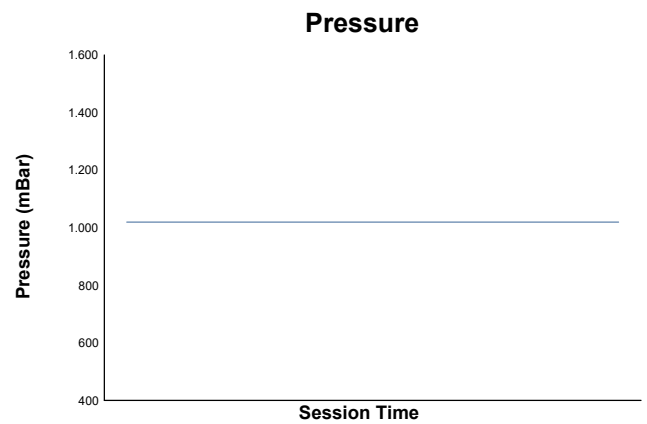
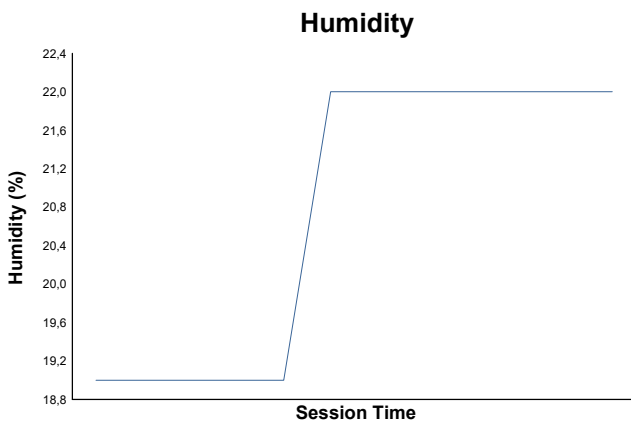
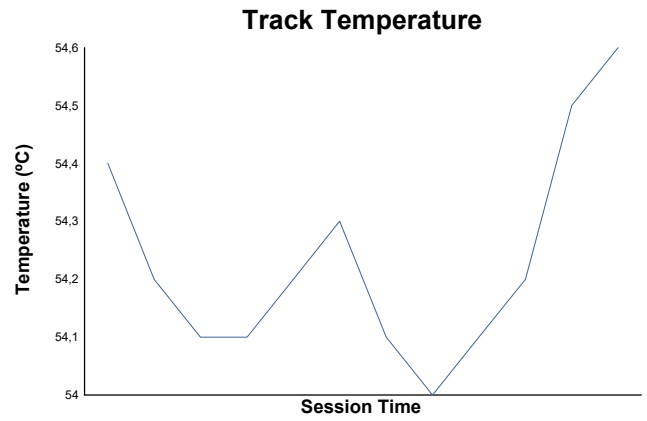
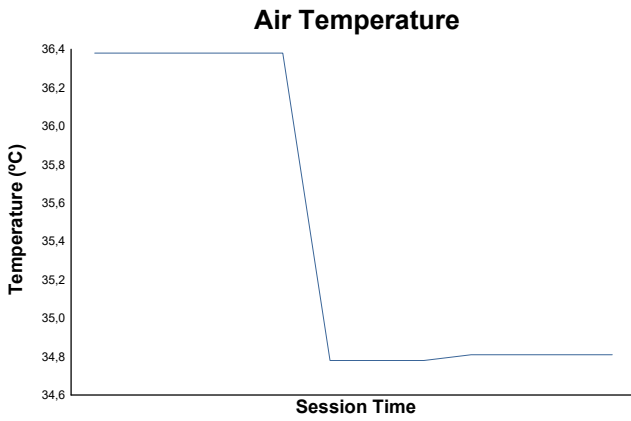


# MOTORLAND ARAGON

## Campeonato Regional de Aragón

### Carrera 2

### Weather Report



Track Status: **DRY**